

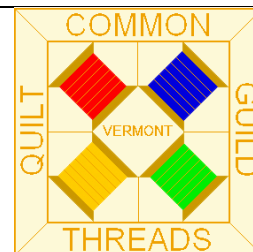
Volume 5

ON POINT

The Official Newsletter
of the Common Threads Quilt Guild of Lamoille County
in Morrisville, Vermont

<http://commonthreadsvt.org/>

CommonThreadsVT@gmail.com



Issue 4

DECEMBER 2025

The President's Block

Hello Friends,

As I write this Christmas is fast approaching, I'm sure some of you are busy making gifts and the very organized ones already have their projects done for Christmas. I'm unfortunately a procrastinator, and my projects are not done. Oh well, there is always next year!!

Remember December is the Holiday Potluck meeting. We will start the festivities at 6:00 pm, and the doors will be open at 5:30 pm. Be sure to check out the list of supplies needed for our craft project listed in the newsletter for our December program.

Wishing all of you wonderful Holidays!

Your President,
Cheryl Leach
2025-2026



President

Cheryl Leach 802-888-5102

Vice President

Lisa Vilord 802- 279-7292

Secretary

Sheila Jourdan 802- 279-0969

Robin Wright 802-635-9550

Treasurer

Cheryl Leach 802-888-5102

Programs

Rotating Members

Newsletter

Sharon Perry 802-326-3135

Sunshine Cards

Hilda Tallman 802-888-3808

Membership

Denise Mayo 802-585-5876

Librarian

Jan Kuhn 802-851-8341

Sunshine Quilts

Marion Seasholtz 802-635-2731

Common Threads Quilt Guild
meets the 2nd Thursday,
March through December,
at 6:30 p.m. at the
VFW, 28 VFW Street,
in Morrisville

Dues = \$20 annually



2025 - 2026 Guild Calendar

**DOORS OPEN AT 6:00 PM;
MEETING STARTS AT 6:30 PM**

September 11th Creating Quilts with
Electric Quilt 8 with Sharon Perry

October 9th Piecing Together
Memories with Jane Paine

November 13th Label Your Quilts
With Carolyn Babcock
& Sharon Perry **RESCHEDULED**

2025 – 2026 Guild Calendar

**DOORS OPEN AT 6:00 PM;
MEETING STARTS AT 6:30 PM**

December 11th Holiday Potluck*
Papercrafting with Jane Paine
***Potluck Dinner starts at 6:00 pm**

January NO MEETING

February NO MEETING

March 12th Label Your Quilts
With Carolyn Babcock
& Sharon Perry

2025 – 2026 Guild Calendar

**DOORS OPEN AT 6:00 PM;
MEETING STARTS AT 6:30 PM**

April 9th TBD

May 14th TBD

June 11th TBD

July 9th TBD

August 13th Summer Potluck*
*Potluck Dinner starts at 6:00 pm



Treasurer's Report

Beginning Balance 10/20/2025

\$4,802.97

Income

	\$0.00
Total Income	\$0.00

Expenses

	Subtotal	\$4,802.97
	\$0.00	
Total Expenses	\$0.00	

Ending Balance 11/20/2025

\$4,802.97

Respectfully submitted,
Cheryl Leach, Treasurer

DECEMBER MEETING: POTLUCK AND PAPER CRAFTING

The December meeting is the Holiday Potluck. Bring a dish to share. December's program will be an interactive paper crafting workshop. Each participant will leave with 1 Christmas card, 1 ornament, and at least 3 gift tags. Please plan to bring a glue stick, 3-6 flat white buttons in varying sizes, 3 - 6 colorful flat buttons (same size), and 1 decorative button (1" – 1½") with needle and thread.



LOOKING AHEAD...

January 2026: NO MEETING**February 2026:** NO MEETING**March 2026:** It's All About Labels with Sharon Perry and Carolyn Babcock**April 2026:** Program TBD...any takers???

Secretary's Report

Secretary's Report November 13, 2025

Greeting: Meeting called to order by president Cheryl Leach at 6:30 pm. She thanked everyone who came out in the winter weather.

Present: 17 attending; **Visitors/New Members:** None

Birthdays: Happy Birthday to Sharon Perry, Pam Gelineau, Robin Wheel, Amanda Rae and Sheila Cross.

Drawings: Just for Coming – Bonnie Griswold; Food Shelf – Bonnie Griswold.

Secretary's Report: Robin Wheel moved to accept the secretary's report, Seconded by Denise Mayo. No discussion, motion carried.

Treasurer's Report: Robin Wheel moved to accept the treasurer's report, seconded by Denise Mayo. No discussion, motion carried.

Sunshine Cards: A card was sent to Jane Langdell, she reports she is doing well.

Block of the Month: 12 blocks submitted, Andrea Blaisdell won them. **New Block:** Patterns distributed for "Roll of the Dice"; do in Christmas colors. Pattern can also be found on Patchwork Square [website](#) through a link in the newsletter.

*Reminder that starting in March 2026 Lisa Vilord will no longer be doing the block of the month. We are looking for a new volunteer.

Membership: Membership is now overdue. Please submit membership dues to Denise Mayo.

Sunshine Quilts: Report by Andrea – She and Marion are interested in doing 1 or 2 workshops in January. They are looking into available dates and locations...more information next month. Kits will be available at the December meeting.

Old Business: No old business

New Business:

- Sterling View contacted us about moving the book cabinet, the plan is to move it after Christmas, hopefully to the VFW but if not, it will have to get packed into the shed.
- Reminder that the December meeting is the potluck starting at 6:00 pm. Don't forget to bring supplies for Jane Paine's program.

Program: No program.

Sew and Tell – Items were shared and enjoyed.

Meeting Adjourned at 7:00 pm.

Respectfully submitted,
Robin Wright, Co-Secretary



ARE YOU WORKING ON YOUR 25 FINISHES IN 2025?

If you're working on the 25 in 2025 Challenge and have completed 25 projects, please let Sharon Perry know; send an email to her at vtquilter@gmail.com by December 7th to be included in the special drawing.



SUNSHINE CARDS FOR OUR MEMBERS

If you know of a guild member who is in need of encouragement or comfort due to an illness, bereavement, etc., please contact Hilda Tallman, 802-888-3808. She will send out an appropriate card.

GUILD MEETING LOCATION

The Common Threads Quilt Guild meets on the 2nd Thursday of the month, March through December, at the Morrisville VFW, 28 VFW Street, behind the River Arts Center on Pleasant Street in Morrisville.



DECEMBER (2005) by Carol-Ann Duffy

The year dwindles and glows to
December's red jewel, my birth month.

The sky blushes, and lays its cheek
On the sparkling fields.

Then dusk swaddles the cattle,
Their silhouettes simple as faith.

These nights are gifts, our hands unwrapping the
darkness to see what we have.

The train rushes, ecstatic,
To where you are, my bright star.

FEATURED VIDEO TUTORIAL FOR DECEMBER:

<https://www.youtube.com/watch?v=GUwI7hA8bFc>
**Pint Size Table Runner – December
Shabby Fabrics**



Beverly Ryder	December	4
Mina Ayers	December	21
Lisa Vilord	December	26

...and many more!!!





 Cut along dotted line

NAME: _____

GTR' GTR' GTR' GTR' GTR' GTR' GTR' GTR' GTR'
BONE BONE BONE BONE BONE BONE BONE BONE BONE

Recipe Corner

EGGNOG FUDGE

½ cup butter
¾ cup eggnog
2 cups white sugar
2 cups white chocolate chips
1 7-oz jar marshmallow crème
2 teaspoons vanilla extract
½ teaspoon grated nutmeg

Line a 9x9 pan with foil. Spray with non-stick cooking spray.

In a medium sauce pan, combine butter, sugar, and eggnog. Bring to a boil. Cook until the temperature reaches 234 degrees on a candy thermometer.

Remove from heat. Stir in white chocolate until melted. Stir in marshmallow crème, vanilla, and nutmeg.

Evenly spread into prepared pan. Garnish with more grated nutmeg if desired.

EGGNOG SNICKERDOODLES

For the cookie dough:

½ cup butter, softened
1 cup sugar
1 egg
1 teaspoon rum extract
½ cup eggnog
2¾ cups all-purpose flour
½ teaspoon salt
½ teaspoon baking soda
½ teaspoon nutmeg

For sugar mixture for rolling:

½ cup sugar
2 tablespoons cinnamon
½ teaspoon nutmeg

For the icing:

¾ cup powdered sugar
1-2 tablespoons eggnog

For the cookie dough:

Preheat the oven to 350°F. Line two large baking sheets with parchment or spray with cooking spray.

In a large bowl or the bowl of a stand mixer, beat butter and 1 cup sugar, until light and fluffy. Add the egg, rum extract, and eggnog, and mix to combine. Add the flour, salt, baking soda, and nutmeg, and mix until a soft dough forms.

In a small bowl, whisk the ½ cup sugar, cinnamon, and nutmeg. Scoop the dough into one-inch balls and roll in the sugar mixture. Place on the prepared baking sheets.

Bake for 10-12 minutes, or until lightly browned on the bottom. Let cool on the pan for 5 minutes, then move to a cooling rack.

For the icing:

While the cookies are cooling, whisk the powdered sugar and enough eggnog to make an icing that is easy to drizzle but not too runny. Pipe snowflakes onto the cooled cookies, or drizzle with the icing.

Recipe Notes: If the dough is sticky to work with, simply chill it in the fridge for 30 minutes.

This recipe makes a puffy snickerdoodle. If you wish, you can gently press down the cookie dough balls before baking them for a flatter cookie.

Cover and store the dough from this snickerdoodle recipe in the fridge for 1-2 days.

Store baked cookies in an airtight container at room temperature for 3-4 days. Store in a freezer bag, or airtight container in the freezer for up to 4 months.

EGGNOG DIP

8 oz cream cheese room temperature
1 teaspoon vanilla extract
½ teaspoon rum extract
½ teaspoon cinnamon
¼ teaspoon nutmeg
½ cup eggnog room temperature
2 cups powdered sugar

Beat the soft cream cheese until smooth and light and fluffy. Mix in the vanilla extract, rum extract, cinnamon, and nutmeg.

Beat in the eggnog, and then the powdered sugar.

Store in an airtight container in the refrigerator until ready to serve. Serve with graham crackers or ginger snap cookies.



Block of the Month

DECEMBER 2025



Colors:

Christmas
Colors – Red & Green
with cream/white
background



PATTERN: Roll of the Dice
Pattern from [Patchwork Square](#)

If you have any questions, call Lisa Vilord, 802-279-7292.

Click the link below for the 12" finished block pattern

[Roll of the Dice](#)

(Scroll down to the green download button)



JOHNSON TOWN HALL SEWING DAYS

Sewing weekends are open again at the Johnson Town Hall. We set up on the second floor of the Town Hall (elevator available). Large tables are available plus ironing stations and a cutting table.

We meet on the first and third weekend of the month, arrival after 8 am, but you can sew as late as you want. A \$2 daily donation is requested, going to the Town of Johnson for use of the space.

At this time we are planning to have a mailing list only for change of plans, you can send your email to Robin Wright, growingfarm00@gmail.com or Hilda Tallman, sammnvt57@yahoo.com to be on that list. Reminder emails the week before will no longer be going out.

All crafters are welcome!



QUILTING TIPS

- Change your needle often. If your machine is skipping stitches or your tension is off, the solution could be as easy as changing your needle. A good rule of thumb is to change your needle after every quilt project.
- Press to the dark side. When you are pressing seams to one side, choose the dark side. There are times when pressing to the dark side isn't the best option - such as when you are trying to nest seams or there isn't a true darker fabric. But when you can, press to the dark side.
- Always buy extra fabric. Buy more fabric than you need. There is nothing worse than starting a project and working for a few hours and then running out of fabric. Although a trip to the fabric store is always fun, you risk not being able to get the same fabric, and a big interruption in your creative process.

'Twas the Night Before Christmas**Author Unknown**

'Twas the night before Christmas,
And the quilts were not made.
The threads were all tangled,
The cookies delayed.

The stocking weren't hung, the pantry was bare.

The poor weary Quilter, was tearing her hair.
Stacks of fat quarters, tipped over in streams.
Visions of Log Cabins, had turned into dreams.
When what to her wondering eyes should appear,
But a bus full of quilters with all of their gear.

They went straight to work
With just a few mutters,
Sorting and stitching and brandishing cutters.
The patterns emerged from all of the clutter,
Like magic the fabrics arranged in a flutter.

Log Cabins, Lone Stars,
Flying Geese & Bear Tracks
Each quilt was a beauty-even the backs.

Her house how it twinkled,
Her quilts how they glowed.

The cookies were baking,
The stockings were sewed.

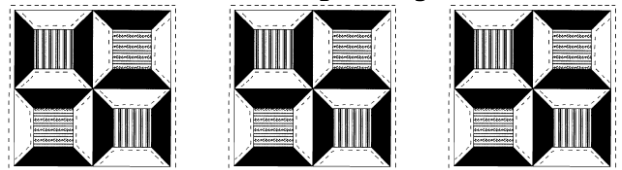
Their work was all done,
So they folded their frames,
And packed up their needles,
Without giving their names.

They boarded the bus,
And checked the next address.

More quilts to be made,
Another quilter in distress.

She heard one voice echo,
As they drove out of sight,

Happy quilting to all
And to all a good night!

**LINK TO BARN QUILT TRAIL OF NORTHERN VERMONT**


<http://www.barnquiltsfornorthernvermont.org/>

NEWSLETTER IDEAS WANTED: Do you have a recipe you'd like to share with guild members? Or maybe you've found a great quilting website or blog you'd like to share. Or you've visited a quilt shop within an easy drive which had bargains or a fabric selection no quilter should miss. If so, send an email to CommonThreadsVT@gmail.com, and the newsletter editor will do her best to include it in the next newsletter. Although welcome, your input doesn't have to be a complete article. It could be a few bullets which convey your message. The editor will fill out the article as needed.

Deadline for articles for next newsletter:

Friday, February 20th, 2026

Please email articles to Sharon Perry, CommonThreadsVT@gmail.com,
or mail to PO Box 517, Montgomery Center VT 05471



December is National Fruitcake Month



It is December, and nobody asked if I was ready."

~ Sarah Kay