

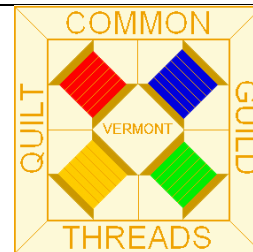
Volume 3

ON POINT

The official newsletter
of the Common Threads Quilt Guild of Lamoille County
in Hyde Park, Vermont

<http://commonthreadsvt.org/>

CommonThreadsVT@gmail.com



Issue 4

DECEMBER 2023

The President's Block

Hello Members,

In the last newsletter I told you I would be getting all my Christmas decorations out, as of now I'm almost done I just have three full size trees to decorate and I will be done just in time for Thanksgiving. Hopefully I will now find time to do some sewing.

Unfortunately the weather did not cooperate for our November meeting but we had 16 adventuresome members attend the meeting. Denise Mayo surprised us with a program showing the Christmas Tree she made and passed out copies of the pattern. I will make copies for the next meeting for anyone that didn't attend.

Remember we will be playing a game using 2½ inch wide, width of fabric (jelly roll) strips. You will need 12 strips of any fabric you wish. I played this game recently with three of my friends and we had a great time. I hope you will enjoy.

I wish everyone the happiest of holidays.

Your President,

Cheryl Leach
2023-2024



President

Cheryl Leach 802-888-5102

Vice President

Denise Mayo 802-585-5876

Secretary

Grace Sweet 802-244-7123
Robin Wright 802-635-9550

Treasurer

Cheryl Leach 802-888-5102

Programs

Rotating Members

Newsletter

Sharon Perry 802-326-3135

Sunshine Cards

Hilda Tallman 802-888-3808

Membership & Librarian

Jan Kuhn 802-851-8341

Sunshine Quilts

Marion Seasholtz 802-635-2731

Common Threads Quilt Guild
meets the 2nd Thursday,
March through December,
at 6:30 p.m. at the
Sterling View
Community Center
in Hyde Park

Dues = \$20 annually



2023 - 2024 Guild Calendar

**DOORS OPEN AT 6:00 PM;
MEETING STARTS AT 6:30 PM**

September 14th Favorite Quilting
Notion/Tool, Technique, or Book
October 12th "Following the Franklin
County Barn Quilt Trail"
with Sharon Perry
November 9th Christmas Tree Demo
with Denise Mayo

2023 - 2024 Guild Calendar

**DOORS OPEN AT 6:00 PM;
MEETING STARTS AT 6:30 PM**

December 14th Potluck & Strip Poker

January NO MEETING
February NO MEETING
March 14th TBD
April 11th TBD

2023 - 2024 Guild Calendar

**DOORS OPEN AT 6:00 PM;
MEETING STARTS AT 6:30 PM**

May 9th TBD
June 13th TBD
July 11th TBD
August 8th TBD

***** MEETING DATE IS CHANGED TO 2ND THURSDAY OF EACH MONTH *****

Treasurer's Report

Beginning Balance 10/20/2023 **\$5,308.96**

Income

Annual Dues (11/10/2023)

\$40.00

Total Income \$40.00

Subtotal \$5,348.96

Expenses

Check #609 Peck's Flower Shop (Condolence for Marion's father)

\$53.00

Check #610 MHNJ (Contribution for Henry Hamel luncheon)

\$50.00

Total Expenses \$103.00

Ending Balance 11/20/2023

\$5,245.96

Respectfully submitted,
Cheryl Leach, Treasurer



DECEMBER MEETING WILL FEATURE HOLIDAY POTLUCK AND QUILTERS' STRIP POKER

The program for the Thursday, December 14th, meeting is our traditional Holiday Potluck. We'll also be playing Quilters' Strip Poker. Bring a dish to share for the potluck and 12 fabric strips measuring 2½ inches by width of fabric (WOF) for the Quilters' Strip Poker. The strips can be any color and/or texture. We will enjoy the potluck meal together. Following the meal, we'll be playing 4 games of strip poker.

FUTURE PROGRAMS

As previously discussed, the monthly program will rotate between members. If you have a demonstration or program you might like to share, please sign up for one of the monthly meetings. As a note, signing up for a monthly program will get a member an entry into the drawing for all the prizes the 35th Birthday Committee (Joyce Emerson, Jane Langdell, and Robin Wheel) is soliciting for next year.



Secretary's Report

Secretary's Report
November 9, 2023

This is going to be a shortened version of the report that you are use too. I tried following the format but I had problems; two hours later I was almost done somehow I deleted the whole thing. Bleep! Bleep!

Robin Wheel moved to accept the **Secretary's report and the Treasurer's report** and Bonnie Griswold seconded. Both motions passed.

Tracey Morin asked for volunteers and or a cash donation from the guild for Henry Hamel's luncheon. Carol Moulton made the motion to donate \$50.00 to the church, Robin Wheel Seconded it. Motion Passed.

Denise Mayo presented a program on making a Christmas tree and passed out copies of the pattern.

The weather was uncooperative, and we only had 16 members present.

Meeting notes taken by Joyce Emerson.

Respectfully Submitted,
Cheryl Leach, President




IT'S A BIRTHDAY CELEBRATION!!! CTQG TURNS 35 in 2024!!!

Joyce Emerson, Jane Langdell, and Robin Wheel are warming up to the idea of celebrating Common Thread Quilt Guild of Lamoille County's 35th Anniversary. The celebration will begin in March of 2024. In the meantime, they are gathering entries for various birthday present drawings. You can enter your name in the drawings one time for any of the items listed below unless noted otherwise. After all, the more times your name goes in, the better your chances of winning a present! Other ways to enter may be added later.

- Attending a guild meeting
- Donating something to the food shelf
- Donating a sunshine quilt (1 entry for a top, 3 entries for a finished quilt)
- Bringing something to the guild meeting for Sew N' Tell (1 entry per meeting, no matter how many you show)
- Volunteering to present a program at a guild meeting, and actually doing it! (3 entries)
- Working on any sewing workshop including working on a raffle quilt
- Volunteering for a community event to support the guild (including Antiques and Uniques)
- Making a block of the month (1 entry no matter how many blocks you make)


Block of the Month

DECEMBER 2023



Colors:

Christmas red and green with cream/white background



PATTERN: Roll of the Dice


Pattern from www.patchworksquare.com

If you have any questions, call Lisa Vilord, 802-279-7292.

Click the link below for the Roll of the Dice 12" finished block pattern*

<https://www.patchworksquare.com/index.php?function=DisplaySheet&sheet=roll-of-the-dice-quilt-block&id=&links=1&link1=&mode=quilt> (Scroll down and select the green rectangle which says "DOWNLOAD THE ROLL OF THE DICE FREE QUILT BLOCK PATTERN")

*Please note the pattern has instructions for 3 sizes; please make the 12" finished quilt block.



Quilting is my passion...chocolate comes in a close second!



SUNSHINE CARDS FOR OUR MEMBERS

If you know of a guild member who is in need of encouragement or comfort due to an illness, bereavement, etc., please contact Hilda Tallman, 802-888-3808. She will send out an appropriate card.

SUPPORTING THE LOCAL COMMUNITY

Guild members are asked to bring nonperishable food shelf donations to Sterling View, the host site of our meetings. Sterling View distributes those donations to the local food shelf. Please drop your items in the basket near the door.



DECEMBER NIGHTS by Audur Einarsdottir

December nights are different than the rest.

In December I lie awake
and listen to Christmas songs.

In December I lie awake
finding presents for my loved ones.

In December I lie awake
thinking about what I'll cook over the holidays.

Why can't every month be December?

FEATURED VIDEO TUTORIAL FOR DECEMBER:

<https://www.youtube.com/watch?v=RBPiv6ttmxo>

Gnome Appliqué Table Runner
Missouri Star Quilt Company

A QUILTER'S NIGHT BEFORE CHRISTMAS

'Twas the night before Christmas,
And the quilts were not made.
The threads were all tangled, the cookies delayed.
The stocking weren't hung, the pantry was bare.
The poor weary Quilter was tearing her hair.
Stacks of fat quarters, tipped over in streams.
Visions of Log Cabins had turned into dreams.

When what to her wondering eyes should appear,
But a bus full of quilters with all of their gear.
They went straight to work with just a few mutters,
Sorting and stitching and brandishing cutters.

The patterns emerged from all of the clutter,
Like magic the fabrics arranged in a flutter.
Log Cabins, Lone Stars, Flying Geese & Bear Tracks
Each quilt was a beauty-even the backs.

Her house how it twinkled, her quilts how they glowed.
The cookies were baking, the stockings were sewed.
Their work was all done, so they folded their frames,
And packed up their needles, without giving their names.
They boarded the bus, and checked the next address.
More quilts to be made, another quilter in distress.

She heard one voice echo, as they drove out of sight,
Happy quilting to all and to all a good night!



*Merry
Christmoose!!!*



Lisa Vilord

December 26th

...and many more!!!



That is **23 Finishes in 2023!**

Join in the fun and make 23 quilted projects by the end of 2023 and your name will be entered into a special drawing held in December 2023. If you'd like to participate, fill in your name and 23 projects you'd like to finish this year on the list below. This is your list...you can add to it throughout the year if need be to have 23 projects or you can remove a project, or swap out projects, etc...you just have to have **23 Finishes in 2023** AND you must show each project at one of the guild's monthly show and tell. You can show multiple projects in one month. You also don't have to show a project every month, you just have to have **23 Finishes in 2023!** You will maintain your own list, but you must let Sharon Perry know you are participating.

* * * * * Cut along dotted line * * * * *

23 Finishes in 2023

NAME: _____

1.	13.
2.	14.
3.	15.
4.	16.
5.	17.
6.	18.
7.	19.
8.	20.
9.	21.
10.	22.
11.	23.
12.	



Recipe Corner

PEPPERMINT PATTY SANDWICH COOKIES

2 packages devil's food cake mix (regular size)
 4 large eggs, room temperature
 $\frac{2}{3}$ cup canola oil
 Granulated sugar
 8 ounces cream cheese, softened
 $\frac{1}{2}$ cup butter, softened
 1 teaspoon peppermint extract
 4 cups confectioners' sugar

Preheat oven to 350°. In a large bowl, combine cake mixes, eggs and oil; beat until well blended. Shape into 1-in. balls; place 2 in. apart on greased baking sheets. Flatten with bottom of a glass dipped in sugar.

Bake 7-9 minutes or until tops are cracked. Cool 2 minutes before removing to wire racks to cool completely.

In a large bowl, beat cream cheese, butter and extract until blended. Gradually beat in confectioners' sugar until smooth.

Spread filling on bottoms of half of the cookies; cover with remaining cookies. Refrigerate leftovers in an airtight container.

PEPPERMINT-FILLED COOKIES

1 cup butter, softened
 4 ounces cream cheese, softened
 1 cup sugar
 $\frac{1}{2}$ cup packed brown sugar
 2 large eggs, room temperature
 1 tablespoon 2% milk
 1 teaspoon vanilla extract
 4 cups all-purpose flour
 1 teaspoon baking soda
 $\frac{1}{2}$ teaspoon salt
 40 chocolate-covered peppermint patties (1½"), unwrapped
 $\frac{3}{4}$ cup semisweet chocolate chips
 1 tablespoon shortening

In a large bowl, cream butter, cream cheese and sugars until light and fluffy, 5-7 minutes. Beat in eggs, milk and vanilla. In another bowl, whisk flour, baking soda and salt; gradually beat into butter mixture.

Divide dough in half; shape each into a disk. Wrap in waxed paper and refrigerate 30 minutes or until firm enough to roll.

Preheat oven to 400°. On a lightly floured surface, roll each portion of dough to 1/4-in. thickness. Cut with a floured 3-in. round cookie cutter. Place a mint patty in center of each circle; fold dough over patty. Pinch to

seal seams. Place on greased baking sheets, seam side down.

Bake 8-10 minutes or until cookies are golden brown. Remove from pans to wire racks to cool completely.

In a microwave, melt chocolate chips and shortening; stir until smooth. Drizzle over cookies. Refrigerate until set. Store in an airtight container in the refrigerator.

FROZEN GRASSHOPPER TORTE

4 cups crushed Oreo cookies (about 40 cookies)
 $\frac{1}{4}$ cup butter, melted
 1 pint (2 cups) vanilla ice cream, softened if necessary
 2 cups heavy whipping cream
 1 jar (7 ounces) marshmallow crème
 $\frac{1}{4}$ cup 2% milk
 $\frac{1}{4}$ to $\frac{1}{2}$ teaspoon peppermint extract
 3 drops green food coloring, optional

In a large bowl, combine crushed cookies and melted butter; toss until coated. Reserve $\frac{1}{4}$ cup of the mixture for the topping. Press remaining mixture onto bottom of a 9-inch spring-form pan or 13x9-in. dish. Freeze 10 minutes.

Spread ice cream over crust. Freeze, covered, until firm.

In a bowl, beat cream until soft peaks form. In a large bowl, mix marshmallow crème, milk, extract and, if desired, food coloring until blended. Fold in whipped cream.

Spread over ice cream. Sprinkle with reserved cookie mixture. Freeze, covered, until firm.



DECEMBER ANAGRAMS

This newsletter editor is always looking for new articles and features to share with guild members. This month, we're introducing a regular feature called "Quilting Anagrams." Just as a reminder, an anagram is a word, phrase, or name formed by rearranging the letters of another, such as cinema formed from iceman. All of the anagrams presented this month will have something to do with December. Answers can be found at the end of this page.

goggen	so greco	bug oh	badge ringer	fel	the raw
listen	jig len	scram this	any thug	satan	lone
cogs knit	el lbs	manor nest	his leg	glean	blaze pout
darter pig	reined	opiate tins	mr rye	tech stuns	cairn crop



LINK TO BARN QUILT TRAIL OF NORTHERN VERMONT

<http://www.barnquiltsouthernvermont.org/>

NEWSLETTER IDEAS WANTED: Do you have a recipe you'd like to share with guild members? Or maybe you've found a great quilting website or blog you'd like to share. Or you've visited a quilt shop within an easy drive which had bargains or a fabric selection no quilter should miss. If so, send an email to CommonThreadsVT@gmail.com, and the newsletter editor will do her best to include it in the next newsletter. Although welcome, your input doesn't have to be a complete article. It could be a few bullets which convey your message. The editor will fill out the article as needed.

Deadline for articles for next newsletter:

Tuesday, February 20th, 2024

Please email articles to Sharon Perry, CommonThreadsVT@gmail.com,
or mail to PO Box 517, Montgomery Center VT 05471



December is National Bingo Month



"December is a simple wish that brings spectacular moments." — Unknown

DECEMBER ANAGRAMS ANSWERS

eggnog	scrooge	bough	gingerbread	elf	wreath
tinsel	jingle	christmas	naughty	santa	noel
stocking	bells	ornaments	sleigh	angel	blue topaz
partridge	reindeer	poinsettia	merry	chestnuts	capricorn