

December 2020

Message from the President

Hello Everyone!

I miss you all!!! I know I am not the only one sick of this covid being around but it is far better than being sick WITH covid. I really do hope that everyone has been well and will continue to stay that way.

Some exciting guild news: Bonnie Browning is the show director for AQS and she has been interviewing the president of a guild in each state and making a 20 min. video and sharing it on You Tube. She was interested in what guilds have been doing during the pandemic and what we do for charity. So, a couple of months ago Marion and I had a zoom meeting with her. If you go to You Tube and search for "Guild Buzz with Bonnie Browning " and put Common Threads Quilt Guild in you will be able to see it. We are video #12. She is a charming lady and has a great sense of humor.

Lisa will have a link to the next block of the month. This will be #6. After the holidays we will send the last 6 blocks, (one a month). Make sure you mark all of your blocks with the # or name of it. When there are 12 blocks completed, Lisa and I have a couple of ideas for drawing for them depending on if we can meet again or not.

If anyone is interested in finishing some of the sunshine quilts give Marion a call (635-2731). There are a number of them in various stages so there would be something for everyone. Also there are some more kits to be sewn up if you are interested.

I am still looking for someone to take over the newsletter duties. Julie has graciously offered to send this abbreviated version out to the membership this time but we really need someone to take on the duties. If you would like to please let me or Julie know.

I hope everyone has a wonderful Thanksgiving , a Merry Christmas and a Happy Hanukkah!

Sincerely,
Andrea Blaisdell

Officers

President

Andrea Blaisdell

635-8389

Vice President

Lisa Vilord

888-7239

Secretary

Grace Sweet &

244-7123

Robin Wright

635-9550

Treasurer

Lois Lemaire

253-7789

Program Chairman

By the Month

Newsletter Editor

Sunshine Chairman

Donna Merriam

888-3691

Membership Chairman &

Librarian

Jan Kuhn

851-8341

Charity Quilts

Marion Seasholtz

635-2731

Common Threads
Quilt Guild
meets the first Thursday
of every month
at 6:30 PM at the
Sterling View Club House
in Hyde Park
Dues = \$20 annually

Treasurer's Report

Beginning Bank Balance 9/1/2019	4608.64
Income	2417.00
Expenses	<u>1409.83</u>
Bank Balance 11/30/2020	5615.81

Income

Dues	800.00
Raffle Tickets	1232.00
Food Shelf Collections	245.00
Payment for Classes	<u>140.00</u>
Total Income	2417.00

Expenses

Insurance	534.00
Checks	26.35
Field Days	50.00
Postage	80.76
Charity Quilt Supplies	303.72
Charity	275.00
Refund for classes	<u>140.00</u>
Total Expenses	1409.83

Provided by Lois Lemaire



A Winter for Good Reading

Our Guild library is lonely. I have asked Julie to attach the library list to this newsletter. If you would like to look over a few, email me (jkuhn@comcast.net) or call (851-8341) I will gather your requests and leave them on my front porch (109 Oakwood Drive at Sterling View - just take a left at the top of hill off Route 15 and I am the 4th house on the left) . You can pick them up and return them any time. The porch is enclosed and never locked.


The list is available online on our Guild website as well:

<http://www.commonthreadsvt.org/ctqglibrary.html>



Scrappy Cat's Cradle

Scrappy Cat's Cradle



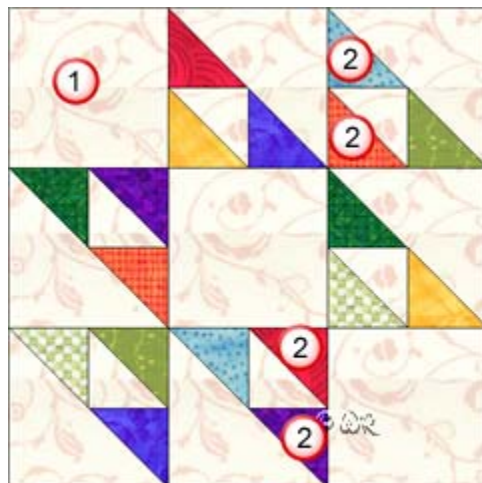
12" finished quilt block

9" finished quilt block

Scrappy Cat's Cradle

12" finished quilt block

Fabric Placement



How-to Notes



Bisect square on one diagonal



Bisect square on both diagonals

*All seam allowances are 1/4" unless noted otherwise

1



Fabric 1 (background)

Cut 3 squares, each 4 1/2"

Cut 3 squares 4 7/8" and bisect on one diagonal

Cut 3 squares 2 7/8" and bisect on one diagonal

2



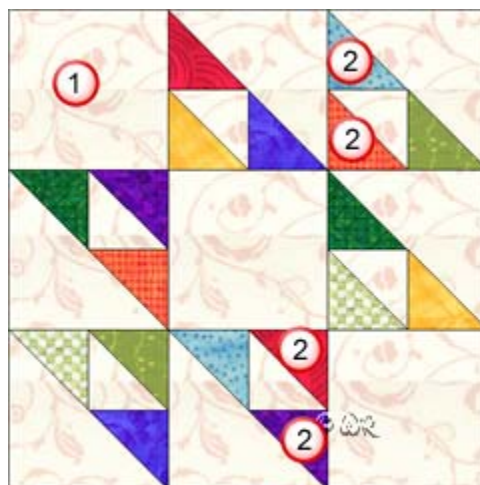
Fabric 2 — Assorted fabrics



Cut 9 squares using assorted fabrics, each 2 7/8" and bisect on one diagonal to yield a total of 18 half square triangles



Scrappy Cat's Cradle

9" finished quilt block

Fabric Placement



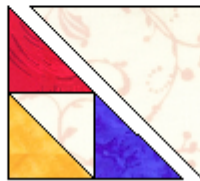
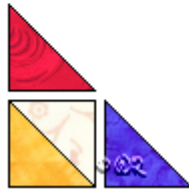
How-to Notes	
	Bisect square on one diagonal
	Bisect square on both diagonals
*All seam allowances are 1/4" unless noted otherwise	

1	 <p>Fabric 1 (background) Cut 3 squares, each 3 1/2" Cut 3 squares 3 7/8" and bisect on one diagonal Cut 3 squares 2 3/8" and bisect on one diagonal</p>
2	 <p>Fabric 2 — Assorted fabrics Cut 9 squares using assorted fabrics, each 2 3/8" and bisect on one diagonal to yield a total of 18 half square triangles</p>

Scrappy Cat's Cradle



Make 6 sets using assorted colours with background fabric



Make 6 units

