

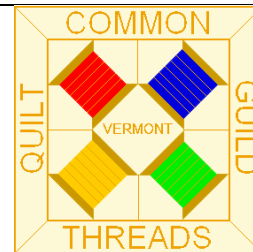
Volume 3

ON POINT

The official newsletter
of the Common Threads Quilt Guild of Lamoille County
in Hyde Park, Vermont

<http://commonthreadsvt.org/>

CommonThreadsVT@gmail.com



Issue 3

NOVEMBER 2023

The President's Block

Hello Fellow Quilters,

I'm looking out the window as I write this and all I see are bare trees, our fall color has come and gone and November is right around the corner.

What is November like for you? Are you busy planning Thanksgiving? Believe it or not I not only plan for Thanksgiving but I'm also busy decorating for Christmas. Yes I said Christmas!! I know I'm crazy but it runs in the family and they not only expect turkey and all the fixings but they expect the house to be all decorated.

Whatever your plans are for November I hope you get to spend time with your love ones.

Your President,

Cheryl Leach
2023-2024



President

Cheryl Leach 802-888-5102

Vice President

Denise Mayo 802-585-5876

Secretary

Grace Sweet 802-244-7123

Robin Wright 802-635-9550

Treasurer

Cheryl Leach 802-888-5102

Programs

Rotating Members

Newsletter

Sharon Perry 802-326-3135

Sunshine Cards

Hilda Tallman 802-888-3808

Membership & Librarian

Jan Kuhn 802-851-8341

Sunshine Quilts

Marion Seasholtz 802-635-2731

Common Threads Quilt Guild
meets the 1st Thursday,
March through December,
at 6:30 p.m. at the
Sterling View
Community Center
in Hyde Park

Dues = \$20 annually



2023 - 2024 Guild Calendar

**DOORS OPEN AT 6:00 PM;
MEETING STARTS AT 6:30 PM**

September 14th Favorite Quilting
Notion/Tool, Technique, or Book
October 12th "Following the Franklin
County Barn Quilt Trail"
with Sharon Perry
November 9th TBD
December 14th Potluck & Strip Poker

2023 - 2024 Guild Calendar

**DOORS OPEN AT 6:00 PM;
MEETING STARTS AT 6:30 PM**

January NO MEETING
February NO MEETING
March 14th TBD
April 11th TBD

2023 - 2024 Guild Calendar

**DOORS OPEN AT 6:00 PM;
MEETING STARTS AT 6:30 PM**

May 9th TBD
June 13th TBD
July 11th TBD
August 8th TBD

**** MEETING DATE IS CHANGED TO 2ND THURSDAY OF EACH MONTH ****

Treasurer's Report

Beginning Balance 9/20/2023		\$5,188.96
Income		
Annual Dues (10/13/2023)		<u>\$120.00</u>
	<i>Total Income</i>	\$120.00
		<i>Subtotal</i> \$5,308.96
Expenses		
None		<u>\$0.00</u>
	<i>Total Expenses</i>	\$0.00
Ending Balance 10/20/2023		\$5,308.96

Respectfully submitted,
Cheryl Leach, Treasurer




NOVEMBER MEETING: TBD

The guild is still looking for someone to do a program at the November meeting. If you have something you want to share with the members, please let Cheryl Leach know soonest.

FUTURE PROGRAMS

As previously discussed, the monthly program will rotate between members. If you have a demonstration or program you might like to share, please sign up for one of the monthly meetings. As a note, signing up for a monthly program will get a member an entry into the drawing for all the prizes the 35th Birthday Committee (Joyce Emerson, Jane Langdell, and Robin Wheel) is soliciting for next year.



Secretary's Report

Secretary's Report October 12, 2023

Meeting called to order: At 6:30 pm; Cheryl Leach, President, presiding.

Present: 29 members; **Guests:** None **New Members:** None

Birthdays: Maria Lamberton October 1st, Anne Harmon October 6th, Carolyn Babcock October 9th, and Denise Mayo October 26th

Drawings: Martha Corey won for "Just for Coming"; Pam Gelineau won for bringing an item for the food shelf.

Secretary's Report: Sharon Perry moved to accept; Carol Moulton seconded. Motion passed.

Treasurer's Report: Sharon Perry moved to accept; Joyce Emerson seconded. Motion passed.

Sunshine Cards: Hilda Tallman reported she sent a card to Marion Seasholtz on the death of her father.

Sunshine Quilts: Marion Seasholtz was not present, but she had sent some kits for folks to take. Reporting for Marion in her absence, Andrea Blaisdell said that 15 quilts were given to the Lamoille County Home Health. They were most appreciative.

Block of the Month: Sally Cabel won this month's blocks. The block for next month is the Vestibule Block with a white or cream star and the rest of the fabric should be scrappy. Sharon Perry will put a link to the block's instructions in the newsletter.

Membership: Jan Kuhn reminded us that September began a new membership year. She will accept dues (\$20) tonight and in November.

New Business:

- A volunteer or two are needed for a program for the November meeting. Please contact Cheryl Leach if you have an idea.
- Sharon Perry made a motion to purchase several sets of left, right, center die for a game called "Strip Poker" that we will play at the December meeting. Robin Wheel seconded the motion. Motion passed. Each person will need to bring 12 strips of fabric – 2½ inches wide by width of fabric.

Sew & Tell: 14 members shared their creations.

Program: Sharon Perry shared how the Franklin County Barn Quilt Trail began and how it has grown. She and others have made a map complete with geographical coordinates. They have documented more than 500 quilts. She invites others to document Lamoille and Chittenden Counties.

Meeting Adjourned: At approximately 8:15 pm.

Respectfully Submitted

Grace Sweet, Co-Secretary



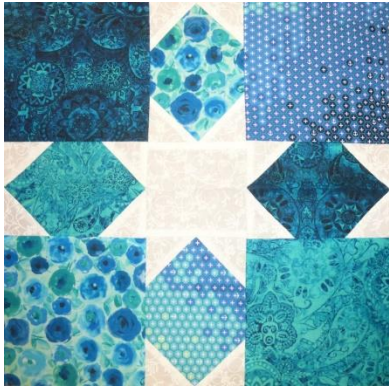
IT'S A BIRTHDAY CELEBRATION!!! CTQG TURNS 35 in 2024!!!

Joyce Emerson, Jane Langdell, and Robin Wheel are warming up to the idea of celebrating Common Thread Quilt Guild of Lamoille County's 35th Anniversary. The celebration will begin in March of 2024. In the meantime, they are gathering entries for various birthday present drawings. You can enter your name in the drawings one time for any of the items listed below. After all, the more times your name goes in, the better your chances of winning a present! Other ways to enter may be added later.

- Attending a guild meeting
- Donating something to the food shelf
- Donating a sunshine quilt (1 entry for a top, 3 entries for a finished quilt)
- Bringing something to the guild meeting for Sew N Tell (1 entry per meeting, no matter how many you show)
- Volunteering to present a program at a quilt meeting, and actually doing it! (3 entries)
- Working on any sewing workshop including working on a raffle quilt
- Volunteering for a community event to support the guild (including Antiques and Uniques)
- Making a block of the month (1 entry no matter how many blocks)

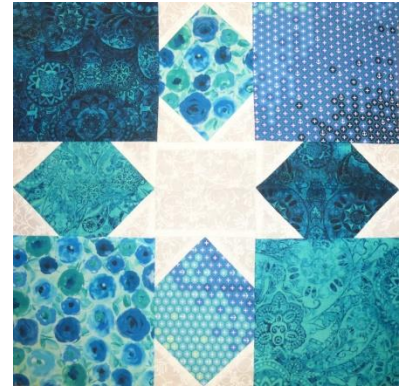
Block of the Month

NOVEMBER 2023



Colors:

White or cream stars
and scrappy for the
other parts



PATTERN: Vestibule Block


Pattern from www.patchworksquare.com

If you have any questions, call Lisa Vilord, 802-279-7292.

Click the link below for the Vestibule Block 12" finished block pattern*

<https://www.patchworksquare.com/index.php?function=DisplaySheet&sheet=vestibule-quilt-block&id=&links=1&link1=&mode=quilt> (Scroll down and select the green rectangle which says "DOWNLOAD THE VESTIBULE FREE QUILT BLOCK PATTERN")

*Please note the pattern has instructions for 3 sizes; please make the 12" finished quilt block.



*A messy house is the sign
of a happy quilter!*



SUNSHINE CARDS FOR OUR MEMBERS

If you know of a guild member who is in need of encouragement or comfort due to an illness, bereavement, etc., please contact Hilda Tallman, 802-888-3808. She will send out an appropriate card.

SUPPORTING THE LOCAL COMMUNITY

Guild members are asked to bring nonperishable food shelf donations to Sterling View, the host site of our meetings. Sterling View distributes those donations to the local food shelf. Please drop your items in the basket near the door.



NOVEMBER NIGHT by Adelaide Crapsey

Listen...
With faint dry sound,
Like steps of passing ghosts,
The leaves, frost-crisp'd,
Break from the trees
And fall.

**FEATURED VIDEO TUTORIAL
FOR NOVEMBER:**
<https://www.youtube.com/watch?v=QGrrHbntbek>
Dashing Star Quilt
Missouri Star Quilt Company

QUILT TIPS

- When doing needle turn appliqué spray a little adhesive glue into a small container and use a Q-tip to apply to the fabric as you are turning it under and you will not have to worry about pinning the fabric.
- Sew your label into the seam that sews on the binding. This way, there are only two sides to hand sew, and it is more difficult to for the label to be removed. Also, put your initials on the seam allowance of the binding. That way if the quilt disappears and later reappears without the label, you can prove it is yours by simply undoing a few hand stitches.

- Use old thread spools to keep ribbon and other fancy embellishments wrapped around so it's easier to work with.
- When you have to match seams, use a dab of fabric glue (tube or stick) within the seam allowance instead of pins. From the right side, you'll be able to clearly see whether the seams match with no pins in the way. The bond is not instant so you'll have time to separate the pieces and try again if necessary. Then stitch away.
- Use a Q-tip to clean lint from your bobbin area. It won't scratch your machine and lint will cling to the Q-tip to be removed easily.
- After basting your quilt, roll the backing edges over the batting and pin to the quilt. This will enclose the excess batting and help to defray snagging or picking up unwanted stray threads.



Sharon Perry	November 2 nd
Pam Gelineau	November 8 th
Robin Wheel	November 20 th
Sheila Cross	November 26 th

...and many more!!!



That is **23 Finishes in 2023!**

Join in the fun and make 23 quilted projects by the end of 2023 and your name will be entered into a special drawing held in December 2023. If you'd like to participate, fill in your name and 23 projects you'd like to finish this year on the list below. This is your list...you can add to it throughout the year if need be to have 23 projects or you can remove a project, or swap out projects, etc...you just have to have **23 Finishes in 2023** AND you must show each project at one of the guild's monthly show and tell. You can show multiple projects in one month. You also don't have to show a project every month, you just have to have **23 Finishes in 2023!** You will maintain your own list, but you must let Sharon Perry know you are participating.

* * * * * Cut along dotted line * * * * *

23 Finishes in 2023

NAME: _____

1.	13.
2.	14.
3.	15.
4.	16.
5.	17.
6.	18.
7.	19.
8.	20.
9.	21.
10.	22.
11.	23.
12.	



Recipe Corner

MAKE-AHEAD TURKEY GRAVY

2 turkey wings (1-1/2 to 2 pounds)
 2 medium onions, quartered
 2 cartons (32 ounces each) reduced-sodium chicken broth, divided
 2 medium carrots, cut into 2-inch pieces
 2 celery ribs with leaves, cut into 2-inch pieces
 4 fresh thyme sprigs
 ½ cup plus 2 tablespoons all-purpose flour
 1 tablespoon butter
 ¼ teaspoon pepper

Place turkey wings and onions in a greased 13x9-in. baking pan. Bake, uncovered, at 400° for 1 ¼ hours, turning once.

Transfer wings and onions to a Dutch oven. While 13x9-in. pan is still warm, carefully add 2 cups broth. Using a spatula, gently scrape any brown bits off bottom of pan; pour into Dutch oven with wings. Add 4 cups broth, carrots, celery and thyme to Dutch oven. Bring to a boil. Reduce heat; simmer, uncovered, about 45 minutes.

Strain; discard wings and vegetables. (Can be made ahead to this point and stored in the refrigerator for up to 2 days.) Skim fat from cooking liquid. Add enough remaining broth to measure 3 ½ cups.

In a large saucepan, whisk flour and ¾ cup remaining broth until smooth (if any broth remains, save for another use). Gradually stir in cooking liquid. Bring to a boil; cook and stir until thickened, about 2 minutes. Stir in butter and pepper.

CRANBERRY SAUCE WITH MAPLE SYRUP

2 cups fresh or frozen cranberries
 ½ cup maple syrup
 ½ cup honey
 1 tablespoon grated orange zest
 Additional orange zest, optional

In a large saucepan, combine the cranberries, syrup, honey and orange zest. Cook over medium heat until the berries pop, about 15 minutes. Cover and store in the refrigerator. If desired, top with additional orange zest before serving.

CAULIFLOWER GRATIN

1 large head cauliflower, cut into florets
 2 tablespoons olive oil
 1 teaspoon salt, divided
 1 teaspoon pepper, divided
 4 tablespoons butter, cubed

3 tablespoons all-purpose flour
 2 cups 2% milk
 1 cup shredded Swiss cheese
 ½ cup grated Parmesan cheese
 ½ teaspoon onion powder
 ½ teaspoon ground mustard
 ½ teaspoon Worcestershire sauce
 ⅛ teaspoon cayenne pepper
 Chopped fresh thyme, optional

Preheat oven to 375°. Place cauliflower on a rimmed baking sheet. Drizzle with oil; sprinkle with ½ teaspoon salt and ½ teaspoon pepper. Toss to coat. Bake 8 minutes. Stir; bake until crisp-tender and lightly browned, 7-8 minutes longer.

In a large saucepan, melt butter over medium heat. Stir in flour until smooth; gradually whisk in milk. Bring to a simmer, stirring constantly; cook and stir until thickened, 2-3 minutes. Remove from heat. Stir in next 6 ingredients and remaining ½ teaspoon salt and ½ teaspoon pepper until smooth.

Pour ¾ cup cheese sauce into a greased 2-qt. baking dish. Top with cauliflower and remaining cheese sauce. Bake, uncovered, until bubbly and lightly browned, 30-35 minutes. If desired, sprinkle with chopped fresh thyme.

CRANBERRY JALAPENO CHEESE SPREAD

1 cup dried cranberries
 ½ cup packed brown sugar
 ½ cup orange juice
 4 teaspoons chopped seeded jalapeno pepper
 1 tablespoon lemon juice
 1 teaspoon grated orange zest
 ¼ teaspoon Chinese five-spice powder
 1 package (8 ounces) reduced-fat cream cheese
 Assorted crackers or sliced sweet yellow and orange peppers

In a small saucepan, combine the first 7 ingredients. Bring to a boil. Reduce heat; simmer, uncovered, for 10 minutes or until thickened. Remove from the heat; cool completely.

In a large bowl, beat cream cheese until fluffy. Beat in cranberry mixture until blended. Serve with crackers or sliced peppers.



NOVEMBER ANAGRAMS

This newsletter editor is always looking for new articles and features to share with guild members. This month, we're introducing a regular feature called "Quilting Anagrams." Just as a reminder, an anagram is a word, phrase, or name formed by rearranging the letters of another, such as cinema formed from iceman. All of the anagrams presented this month will have something to do with November. Answers can be found at the end of this page.

pinkie pump	tattoo weeps	ridge taut	knight saving	aim fly	op yen
bob leg	avg yr	peadar	barren rices	wormy flea	oz tap
capon curio	dens fir	funk halt	inciter	fates	duty rash
guns tiff	try uke	nigh nut	elf voters	rhymes unmatch	coop sir



LINK TO BARN QUILT TRAIL OF NORTHERN VERMONT

<http://www.barnquiltsfornorthernvermont.org/>

NEWSLETTER IDEAS WANTED: Do you have a recipe you'd like to share with guild members? Or maybe you've found a great quilting website or blog you'd like to share. Or you've visited a quilt shop within an easy drive which had bargains or a fabric selection no quilter should miss. If so, send an email to CommonThreadsVT@gmail.com, and the newsletter editor will do her best to include it in the next newsletter. Although welcome, your input doesn't have to be a complete article. It could be a few bullets which convey your message. The editor will fill out the article as needed.

Deadline for articles for next newsletter:

Monday, November 20th, 2023

Please email articles to Sharon Perry, CommonThreadsVT@gmail.com,
or mail to PO Box 517, Montgomery Center VT 05471



November is Aviation History Month



"November always seemed to me the Norway of the year." ~ Emily Dickinson

NOVEMBER ANAGRAMS ANSWERS

pumpkin pie	sweet potato	gratitude	thanksgiving	family	peony
gobble	gravy	parade	cranberries	mayflower	topaz
cornucopia	friends	thankful	citrine	feast	Thursday
stuffing	turkey	hunting	leftovers	chrysanthemum	scorpio