

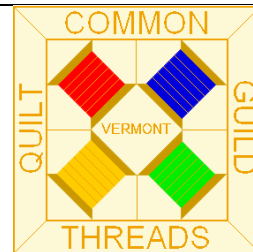
Volume 2

ON POINT

The official newsletter
of the Common Threads Quilt Guild of Lamoille County
in Hyde Park, Vermont

<http://commonthreadsvt.org/>

CommonThreadsVT@gmail.com



Issue 1

SEPTEMBER 2022

The President's Block

Hi all,

Last meeting, we learned about the possibilities using panels from Cyndi McChesney. It gave me hope because every now and then I am gifted with a panel and have found them frustrating to use.

We also bid farewell to a long-time member, Ellie Murphy. We will miss her.

We are entering fall and cooler weather. Time to enter our sewing rooms which were too hot in July and August. I am fortunate to quilt in my basement which stays blessedly cool in the heat.

Maybe more of us will be able to make the Block of the Month now. Lisa is faithful in finding the patterns for us.

Since I'm new at this, my letter might be a bit strange. I hope to improve on this as the year progresses.

For now, Happy quilting. Get those UFOs finished!

Carol Moulton, President



President

Carol Moulton 802-888-3560

Vice President

Denise Mayo 802-585-5876

Secretary

Grace Sweet 802-244-7123

Robin Wright 802-635-9550

Treasurer

Cheryl Leach 802-888-5102

Programs

Andrea Blaisdell 802-635-8389

Newsletter

Sharon Perry 802-326-3135

Sunshine Cards

Hilda Tallman 802-888-3808

Membership & Librarian

Jan Kuhn 802-851-8341

Sunshine Quilts

Marion Seasholtz 802-635-2731

Common Threads Quilt Guild meets the 1st Thursday, March through December, at 6:30 p.m. at the Sterling View Community Center in Hyde Park

Dues = \$20 annually



2022 - 2023 Guild Calendar

**DOORS OPEN AT 6:00 PM;
MEETING STARTS AT 6:30 PM**

September 1st Back to Basics:
Understanding Fabric
Construction & Properties

October 6th Back to Basics:
All About Quilting Fabric

November 3rd Back to Basics:
Needles & Threads & More...Oh My!

December 1st Potluck & Exchange
Back to Basics: Fabric Prep & Demos

2022 - 2023 Guild Calendar

**DOORS OPEN AT 6:00 PM;
MEETING STARTS AT 6:30 PM**

January Learning & Sewing Sessions
Date, Time & Location TBA

February Learning & Sewing Sessions
Date, Time & Location TBA

March 2nd Back to Basics:
Color Theory

April 6th Back to Basics:
Modern Quilting

2022 - 2023 Guild Calendar

**DOORS OPEN AT 6:00 PM;
MEETING STARTS AT 6:30 PM**

May 4th Back to Basics:
Paper Piecing

June 1st Back to Basics:
All About Appliqué

July 6th Back to Basics:
Getting Your Blocks In Order

August 3rd Summer Potluck
Back to Basics Sew & Tell

Treasurer's Report

Beginning Balance 7/16/2022		\$5,480.81
Income		
Annual Dues	\$300.00	
	<i>Total Income</i>	\$300.00
		<i>Subtotal</i>
		\$5,780.81
Expenses		
Cyndi McChesney	\$350.00	
	<i>Total Expenses</i>	\$350.00
Ending Balance 8/16/2022		\$5,430.81

Respectfully submitted,
Cheryl Leach, Treasurer



GUILD GOES "BACK TO BASICS" FOR THE 2022-2023 MEMBERSHIP YEAR

Andrea Blaisdell and Sharon Perry have been working together to plan programs for the 2022-2023 membership year. They've decided to go "back to basics" and present programs geared toward learning something new about quilting whether you are a new quilter or an experienced one. As Andrea and Sharon having been reviewing possible material for the programs, they have discovered there is a lot more for everyone, beginner to expert, to learn about quilting. They also plan to have learning & sewing sessions in January & February to actually work on a quilting project. All are welcome to attend...more info to follow.

If members know of anyone wishing to learn how to quilt or quilters wanting to improve their skills, we encourage you to bring them to the September and join guild members as we all go "back to basics." As an added bonus, any member who brings a guest to the September meeting will be entered into a special drawing for a basket of quilting goodies. A member's name will be entered into the drawing for each guest they bring to the September meeting. And if your guest joins the guild in September, your guest's name will also be entered into the drawing.

As part of the program each month, we'll end with a Q&A and "best practices" segment. We hope to have the more experienced quilters in the guild share lessons they've learned and tips and tricks they discovered along their quilting journey. It should be a fun and interesting membership year as we learn together and from each other.

FOR SALE: White Speedylock Serger Model 1600

Serger has never been used. Owner bought it but did not get to use it. Thread and accessories are included. For more information, please contact Linda Young, 802-635-2658.

Secretary's Report

Secretary's Report (August 4, 2022)

Meeting called to order: at 6:29 pm.

present: 25 members present ; no guests or new members

Birthdays: Celebrating this month is Robin Wright, Caroline Hitchcock, Cindy Smorgans, and Linda McGraw

Drawings: Donna Hamel won for Just for Coming, and Carol Moulton won for Food Shelf

Secretary's Report: Sharon Perry moved to accept; Donna Hamel seconded; passed

Treasurer's Report: Robin Wheel moved to accept; Sharon Perry seconded; passed

Sunshine Quilts: Andrea will take any quilts completed and will deliver them to Marion.

Membership: Membership renewal is due next month; Jan will accept them today.

Block of the Month: Lisa Vilord coordinating, very few playing, discussion around whether to continue. Consensus to continue. New block – Star on Star. Make it scrappy. Carol Moulton won August.

Old Business: Slate of officers reviewed. Grace Sweet moved to have the secretary cast one ballot for the slate of officers as presented, Sharon Perry seconded; passed. The new officers will take over at the end of the August 4th meeting.

	<u>Outgoing</u>	<u>Incoming</u>
President:	Andrea Blaisdell	Carol Moulton
Vice-President:	Jane Paine	Denise Mayo
Co-Secretaries:	Robin Wright & Grace Sweet	Robin Wright & Grace Sweet
Treasurer:	Lois Lemaire	Cheryl Leach
Membership:	Jan Kuhn	Jan Kuhn
Newsletter:	Sharon Perry	Sharon Perry
Programs:	Vacant	Andrea Blaisdell
Sunshine Cards:	Hilda Tallman	Hilda Tallman
Sunshine Quilts:	Marion Seasholtz	Marion Seasholtz

Thank you to Andrea for all her years in the president role.


New Business: This is Ellie Murphy's last meeting; she is moving to her home in Ellijay, GA. Well wishes sent.

Program: Cindy McChesney presenting Panel Palooza. Contact information for Cyndi: cyndimcchesney@gmail.com; website www.cedarridgequilting.com. Cyndi has a newsletter that you can sign up for on the website.

Sew and Tell: followed the program

Meeting Adjourned: 8:15pm

Respectfully Submitted
Robin Wright, Co-Secretary



QUILT TIPS

- If you have trouble threading the eye of the needle, try turning the needle and thread through the other side of the eye. One side of the eye is always bigger than the other.
- When machine quilting, try wearing rubber finger tips (the kind you buy at the office supply store) on your thumb and first two fingers on both hands. It gives you complete control of your work and freedom of movement when using free-motion quilting.
- When you open a bag of batting and do not use all of it, turn the plastic bag it came in inside out before returning it to the bag. This way you can tell at a glance which bags are full and which are not.
- To avoid fabric from moving or stretching when marking squares on the diagonal, use an emery board as your straight edge and a VERY sharp pencil.

Block of the Month

SEPTEMBER 2022



Colors: Make it scrappy

PATTERN: Star on Star

Pattern from www.patchworksquare.com

If you have any questions, call Lisa Vilord, 802-279-7292.


Click the link below for the Star on Star 12" finished block pattern*

<https://www.patchworksquare.com/mf/star-on-star-quilt-block.pdf>

*Please note the pattern has instructions for 3 sizes; please make the 12" finished quilt block.



SEPTEMBER IS
**NATIONAL
SEWING
MONTH**



**IT'S THAT TIME OF YEAR AGAIN...
MEMBERSHIP DUES!**

September marks the start of a new membership year for the guild. The CTQG membership form can be found [here](#). Bring your completed membership form and your \$20 check, payable to CTQG, or cash, to the September meeting. Jan Kuhn will be collecting your form and dues.

Renew Your Membership



Renew Your Membership



MORE QUILT TIPS

- Instead of sending flowers to a quilting friend who is sick, give fat quarters or a gift certificate from her favorite quilt shop.
- Use a medium gray or taupe thread for all patchwork piecing except very light-colored fabrics.
- Attach a key chain with beads to your rotary cutter when going to a class/retreat to easily identify it.

Recipe Corner

GRANDMA'S HONEY MUFFINS

2 cups all-purpose flour
 ½ cup sugar
 3 teaspoons baking powder
 ½ teaspoon salt
 1 large egg, room temperature
 1 cup 2% milk
 ¼ cup butter, melted
 ¼ cup honey

Preheat oven to 400°. In a large bowl, combine flour, sugar, baking powder and salt. In a small bowl, combine egg, milk, butter and honey. Stir into dry ingredients just until moistened.

Fill greased or paper-lined muffin cups three-fourths full. Bake until a toothpick inserted in center comes out clean, 15-18 minutes. Cool 5 minutes before removing from pan to a wire rack. Serve warm.

Freeze option: Freeze cooled muffins in freezer containers. To use, thaw at room temperature or, if desired, microwave each muffin on high until heated through, 20-30 seconds.

CARAMELIZED-HONEY BRÛLÉE

¾ cup honey
 1 vanilla bean, split lengthwise
 3 cups heavy cream
 1 cup whole milk
 ¾ teaspoons kosher salt
 8 large egg yolks
 3 tablespoons sugar

Preheat oven to 300°. Place ¾ cup honey in a medium saucepan and scrape in vanilla seeds; save pod for another use. Cook over medium-high, swirling pan occasionally, until honey darkens and smells almost burnt (don't worry, this is what you're going for!) and bubbling begins to slow, 5-8 minutes. Gradually add cream, then milk, to caramelized honey, stirring constantly until combined.

Whisk salt into egg yolks in a medium bowl, then stream in honey-caramel mixture, whisking constantly. Strain through a fine-mesh sieve into a large measuring cup. Divide among ramekins.

Place ramekins in a large baking dish lined with a dish towel (it will keep them from sliding around) and pour in boiling water around ramekins so it comes halfway up sides.



Bake until edges of custards are set but centers still jiggle slightly, 65-75 minutes. Remove ramekins from water bath and let custards cool, about 1 hour. Chill until firm, at least 2 hours.

Just before serving, sprinkle custards evenly with sugar and heat with torch until sugar is melted and caramelized to a deep amber color. Your goal is to make a thin, smooth, brittle crust that shatters when broken.

Do ahead: Custards can be made 5 days ahead. Cover and keep chilled.

APPLE HONEY BUNDT CAKE

1 cup white sugar
 1 cup vegetable oil
 2 eggs
 ¾ cup honey
 1 teaspoon vanilla extract
 2½ cups all-purpose flour
 1 teaspoon baking powder
 1 teaspoon baking soda
 1 teaspoon salt
 1 teaspoon ground cinnamon
 ¼ teaspoon ground allspice
 3 apples - peeled, cored and shredded
 ¾ cup chopped walnuts

Preheat the oven to 325 degrees F (165 degrees C). Grease and flour a 9-inch Bundt pan or 2 loaf pans.

In a large bowl, stir together the sugar and oil. Beat in the eggs until light, then stir in the honey and vanilla. Combine the flour, baking powder, baking soda, salt, cinnamon and allspice; stir into the batter just until moistened. Fold in the apples and nuts. Transfer batter to prepared pan or pans (see Cook's Note).

Bake Bundt cake until a toothpick inserted into the crown comes out clean, about one hour. (Start checking for doneness after 50 minutes.) Let cool for 10 to 15 minutes before inverting onto a plate and tapping out of the pan. If desired, dust with confectioners' sugar, sprinkle with cinnamon, or drizzle with warm honey before serving.

Cook's Notes:

If you're baking the cake in loaf pans, reduce baking time to 45 minutes, or until a tester inserted in the center of each pan comes out clean. You can substitute pecans for the walnuts, if you like.



SUNSHINE CARDS FOR OUR MEMBERS

If you know of a guild member who is in need of encouragement or comfort due to an illness, bereavement, etc., please contact Hilda Tallman, 802-888-3808. She will send out an appropriate card.

SUPPORTING THE LOCAL COMMUNITY

Guild members are asked to bring nonperishable food shelf donations to Sterling View, the host site of our meetings. Sterling View distributes those donations to the local food shelf. Please drop your items in the basket near the door.



FAIRY GODMOTHER OF MACHINE QUILTING, HARRIET HARGRAVE, PASSED AWAY IN MAY

Harriet Jane Hargrave of Carrollton, Missouri, and formerly of Arvada, Colorado, passed away peacefully with family by her side, at 4:41 p.m., Tuesday, May 10, 2022, at her home in rural Carroll County. Harriet lived innovatively and was granted an earthly life of sixty-nine years, seven months, and eight days.

Right out of college Harriet became the head pattern designer for Alpine Ski Design. Harriet started quilting seriously in 1974, working alongside her mom. Her early quilting career included producing baby quilts for craft shows and teaching adult education classes. In 1981, Harriet opened a quilt shop, Harriet's Treadle Arts. Her specialties at the time were free-motion embroidery, machine arts, and machine quilting. In 1982, Harriet attended one of Mary Ellen Hopkins's seminars. Mary Ellen's streamlined techniques and innovative design ideas led Harriet toward some visionary thinking, causing her to give up the machine arts and develop new techniques and teach only quilting. She was world-renowned for being a true "mover and shaker" in quilting. In the late 1990s, she was voted one of the "88 Leaders of the Quilt World." Harriet created and inspired a new generation of machine quilters with her bestselling book Heirloom Machine Quilting, which enjoyed 25 continuous years in print. She was affectionately known as the "Fairy Godmother of Machine Quilting."

She was also the author of Mastering Machine Appliqué and From Fiber to Fabric and co-author of The Art of Classic Quiltmaking. In 2009, Harriet and her daughter, Carrie, began writing the Quilters Academy series - a skill-building course to teach precision piecing. The fifth and final volume was released in December 2015. Harriet was responsible for a myriad of products pertaining to machine quilting, and she developed batting with Hobbs Bonded Fibers and designed fabric for P&B Textiles and Marcus Brothers. She traveled nationally and internationally for 37 years teaching thousands of women and men to quilt.

At the age of seven, Harriet and her family left their farm in north-central Kansas due to the wells going dry and moved to Denver. However, she visited her aunt's family farm every summer, and she would often say, "You can take the girl off the farm, but you can't take the farm out of the girl," which later enticed her to retire in 2017, closing the store, selling her home, and moving to a beautiful 40-acre farm in Carroll County. Her daughter, son-in-law, and her grandson also sold their home and moved to Carroll County to be with her. She loved the farm life, which involved her four horses, and her grandson Zachary, re-establishing the gardens and enjoying being in the country. She was also avid about following politics and was headstrong in her beliefs. Harriet revived her teaching this past year by helping Carrie homeschool Zachary and she was truly proud of her accomplishment in teaching her grandson to read and write.

Harriet is survived by her daughter, Carrie Jones, and her husband, David, of rural Carrollton, Missouri; Her best buddy and grandson, Zachary Ian Jones; a sister, Linda Sue Thompson, of Chandler, Arizona; and a cousin, Rena Rouse of Ozawkie, Kansas. She was preceded in death by her parents, Floyd and Harriet Frazier.



Melody Chase	September	2 nd
Elaine Foster	September	8 th
Martha Corey	September	18 th
Jane Langdell	September	27 th

...and many more!!!

September Days
by Helen L. Smith

O month of fairer, rarer days
Than Summer's best have been;
When skies at noon are burnished blue,
And winds at evening keen;
When tangled, tardy-blooming things
From wild waste places peer,
And drooping golden grain-heads tell
That harvest-time is near.

Though Autumn tints amid the green
Are gleaming, here and there,
And spicy Autumn odors float
Like incense on the air,
And sounds we mark as Autumn's own
Her nearing steps betray,
In gracious mood she seems to stand
And bid the Summer stay.

Though 'neath the trees, with fallen leaves
The sward be lightly strown,
And nests deserted tell the tale
Of summer bird-folk flown;
Though white with frost the lowlands lie
When lifts the morning haze,
Still there's a charm in every hour
Of sweet September days.

FEATURED VIDEO TUTORIAL FOR SEPTEMBER:

<https://www.youtube.com/watch?v=UOBFy691EXU>

“Block Star” Quilt

Missouri Star Quilt Company

FEATURED PATTERNS

Table Runner & placemats: <https://northcott.com/patternpdf/Festive%20Felines%20%20Free%20Download%20revised.pdf>

Market Garden Tote: <https://northcott.com/patternpdf/Versatile%20Tote%20Pattern%20-%20Lavender%20Market.pdf>

Infinity Scarf: <https://northcott.com/patternpdf/Infinity%20Scarf%20Pattern%20-%20Lurex%20FREE%20Download.pdf>


Cosmos Lap Quilt: <https://northcott.com/patternpdf/COSMO%20OXYGEN-FREE-PATTERN.pdf>

Wooly Sunflower Table Runner: <https://www.benartex.com/fabrics/81A/AWoolySunflowerTableRunner.pdf>

An Apple A Day Quilt: <https://www.benartex.com/uploads/Image/quilt-gallery/453/AnAppleADay.pdf>

Baker's Apron: https://www.andimetz.com/files/ugd/a925fb_d41f8e04c49547bf8fad8dad81b22166.pdf

Cool Yule: <https://www.benartex.com/uploads/Image/quilt-gallery/79K/CoolYule.pdf>

SEPTEMBER CROSSWORD PUZZLE**ACROSS**

3. An institution for educating children
7. A method of preserving food using glass jars
8. One of the two zodiac signs in September
12. One of the two zodiac signs in September
13. The stem of a corn plant
14. One of September's flowers, of the daisy family that has bright rayed flowers, typically of purple or pink
16. A knitted garment typically with long sleeves, worn over the upper body
17. An outer garment extending either to the waist or the hips, typically having sleeves and a fastening down the front

DOWN

1. A large fire that is made outside for pleasure
2. A bag with shoulder straps that allow it to be carried on one's back
4. A soft candy made with sugar and butter or cream heated until brown in color
5. The process or period of gathering in crops
6. An object made to resemble a human figure, set up to scare birds away from a field where crops are growing
9. Written or printed work consisting of pages glued or sewn together along one side and bound in covers
10. Round fruits of a tree of the rose family which typically has thin red or green skin and crisp flesh
11. An unfermented drink made by crushing fruit, typically apples
15. A person who helps people to learn
18. The period from the autumnal equinox to the winter solstice

LINK TO BARN QUILT TRAIL OF NORTHERN VERMONT

<http://www.barnquiltsfornorthernvermont.org/>

NEWSLETTER IDEAS WANTED: Do you have a recipe you'd like to share with guild members? Or maybe you've found a great quilting website or blog you'd like to share. Or you've visited a quilt shop within an easy drive which had bargains or a fabric selection no quilter should miss. If so, send an email to CommonThreadsVT@gmail.com, and the newsletter editor will do her best to include it in the next newsletter. Although welcome, your input doesn't have to be a complete article. It could be a few bullets which convey your message. The editor will fill out the article as needed.

Deadline for articles for next newsletter:

Thursday, September 15th, 2022

Please email articles to Sharon Perry, CommonThreadsVT@gmail.com,
or mail to PO Box 517, Montgomery Center VT 05471



September is National Sewing Month



"Ah, September! You are the doorway to the season that awakens my soil." ~ Peggy Toney Horton