

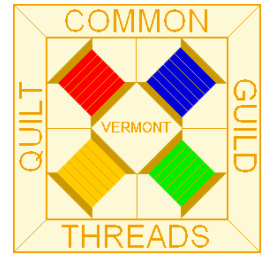
Common Threads Quilt Guild

of Lamoille County

Hyde Park, Vermont

<http://commonthreadsvt.org/>

CommonThreadsVT@gmail.com



AUGUST 2021

The President's Block

Hello Everyone,

It was SOOOO nice to see everyone's smiling faces (all 21) without looking at a mask and saying to yourself, "Oh I think I have that fabric in my stash!" Thanks to Robin Wright for working with Lamoille County Field Days to be able to use the covered space again. Again, it was a beautiful evening to have a get together.

Starting with the next meeting on August 5th, we will be meeting at the Sterling View community center for the future. That meeting we will have our summer pot luck. Please bring a dish to share. Time is set for 6:00 pm and we will eat at 6:30 pm. Also, please bring all your finished blocks from the BOMs that we started a year and a half ago and we will draw the winners.

I want to thank Sharon Perry for offering to take over the newsletter chair position vacated by Julie Rohleder. It will be digital only and will be posted on the CTQG website. If you know of someone that cannot get the newsletter or you want a hard copy, please find a member that will help you with it.

We will start our new guild year in September so we will be collecting dues at that meeting. Some other things to think about are programs and BOM. In order to have a program each month, we need someone to take on this task or chair a committee. If we want to continue to have a Block of the Month, we will need someone to come up with a block, color combination, directions and be in charge of the drawings at the meetings.

I would like to continue having Sew and Tell so bring anything you would like to share with the group.

Looking forward to seeing you and beginning a fresh new guild year!

Andrea Blaisdell
President

President
Andrea Blaisdell 635-8389

Vice President
Jane Paine 888-4555

Secretary
Grace Sweet 244-7123
Robin Wright 635-9550

Treasurer
Lois Lemaire 253-7789

Programs
TBD

Newsletter
Sharon Perry 326-3135

Sunshine Cards
Donna Merriam 888-3691

Membership & Librarian
Jan Kuhn 851-8341

Charity Quilts
Marion Seasholtz 635-2731

Common Threads Quilt Guild meets the 1st Thursday of every month at 6:30 p.m. at the Sterling View Community Center in Hyde Park

Dues = \$20 annually



2021 – 2022 Guild Calendar
DOORS OPEN AT 6:00 PM;
MEETING STARTS AT 6:30 PM

August 5th Summer Potluck

September 2nd Trunk Show with Carolyn Babcock

October 7th

November 4th

2021 – 2022 Guild Calendar
DOORS OPEN AT 6:00 PM;
MEETING STARTS AT 6:30 PM

December 2nd Holiday Potluck

January NO MEETING

February NO MEETING

March 3rd

2021 – 2022 Guild Calendar
DOORS OPEN AT 6:00 PM;
MEETING STARTS AT 6:30 PM

April 7th

May 5th

June 2nd

July 7th Summer Potluck

Treasurer's Report

Beginning Balance 1/1/2021		\$ 5,615.81
Income	\$ 67.00	
	<i>Total Income</i>	\$ 67.00
		<i>Subtotal</i> \$ 5,682.81
Expenses		
Insurance	\$ 555.00	
Field Days	\$ 50.00	
	<i>Total Expenses</i>	\$ 605.00
Ending Balance 7/16/2021		\$ 5,077.81

Respectfully submitted,
Lois Lemaire, Treasurer



POTLUCK FEATURED AT AUGUST MEETING

The August meeting will be a potluck so find the recipe for your favorite summertime dish and make it for the first in-person guild meeting at the Sterling View Community Center since the March 2020 meeting. Yes...it's been that long since the guild has been able to meet at Sterling View. Early on in the pandemic, the Sterling View board opted to close the facility to outside groups in order to protect the residents in their community.

We look forward to welcoming everyone back in person. We've missed seeing everyone and seeing what everyone has been busy making to pass the time. Everyone will have to sign in at the park and check if they have been vaccinated or not. Park rules require unvaccinated members to wear a mask.

Paper plates, napkins and disposable eating utensils will be provided. **Guild members must bring your own serving spoons in addition to bringing a dish to share and your own drink.**

The doors will open at 6:00 pm for social time before we start eating at 6:30 pm. Don't forget your Sew and Tell items!

BLOCK OF THE MONTH (BOM) DRAWINGS AT THE AUGUST MEETING

Throughout most of 2020, Lisa Vilord continued to provide BOM instructions for members to make. It was a welcome activity during the many months we all remained home to stay safe and well.

If you made any of the monthly BOMs, please bring your blocks to the August meeting. Lisa plans to have a drawing for each month's blocks. Your name will be entered for each block you made. If your name is drawn, you'll win all the blocks for that one month.



Secretary's Report

MEETING IN 2020...Minutes require approval at next formal meeting

Secretary's Report (August 6th, 2020, Robin Wright)

Called to order: By Andrea Blaisdell at 6:08 pm

present: 16 members at the alternate site, Lamoille County Field Days and 4 members present through Zoom.

The Sterling View Community Center will be closed until the end of the year at the earliest. This was a special meeting to allow us to get together and show off what we are working on.

Block of the Month: Lisa Vilord will continue to send a block pattern out in the newsletter each month. Hold on to your blocks until the meeting resume and they will come up with a plan for sharing them. This is an "if you want" activity.

Sunshine Quilts: Marion sent in kits and 3 quilts that need binding for anyone looking for more. Tina from VT Quilters Schoolhouse donated 18 yards of fabric for backings

Raffle Quilt: If you have raffle ticket money tonight, give it to Elaine Foster, and she will get it to Jan Kuhn. Otherwise the tickets go to Jan if you still have tickets. We are postponing the drawing until next summer at Antiques and Uniques which will be their 50th anniversary.

New Business:


If you want to get a book out of the library, Jan Kuhn can get to the library. Contact her to arrange a time to visit the library.

Credits to the Guild Members for their work. 156 gowns were made and submitted to the Manor as well as over 200 masks.

Sharon Perry shared that the Nancy Orcutt estate sale went well, and there are still more products available. She showed Cat blocks she purchased. Nancy Orcutt's husband can be contacted if anyone would like to look at the fabric for purchase. She showed a bag made by former guild member Robin Gouin who now makes them professionally.

Sew and Tell by 8 members.

Adjourned: at 7:05 pm.



QUILT TIPS

- The most important tool for quilting is your fabric collection. Build a good stash and then you'll always be able to find that special piece you need to complete a project.
- Carefully press the seams in quilt blocks by lifting the iron and placing it down on each new area without moving the iron across the fabric so you avoid stretching or distorting your fabric.
- Use plain water only when washing out water soluble marker pens from your fabric, and hand wash well, as detergents and ironing may set the ink permanently.
- Take photos and keep a written record of all your completed quilts. Make sure you label each of your quilts properly too on the back, so there is always a permanent record of who, what, when, where, and for whom the quilt was made.

Secretary's Report (cont.)

MEETING IN 2020...Minutes require approval at next formal meeting

Secretary's Report (March 5th, 2020, Grace Sweet)

The meeting was called to order at 6:30 pm by Shelia Cross. Tina de la Bruere of the Vermont Quilter's Schoolhouse has become a member. Dorothy Wengel from Hyde Park came as a guest.

Drawings: Just for coming – Shelia Cross, Food shelf – Jerry Phelps.

Country Thyme, owned by Kay Courson, has moved from Derby to 23 Meadow Lane Circle in Troy. The shop opens at 9:30 am.

January's Secretary's Report: Marion Seasholtz moved to accept and Carol Moulton seconded – approved.

Treasurer's Report: Sharon Perry moved to accept and Marion Seasholtz seconded – approved.

Sunshine Cards: Donna Merriam was absent.

Block of the Month: Lisa Vilord – Anvil block in blues – navy and teal. The square will be 12" when finished. The directions are in this newsletter.

Sunshine Quilts: Marion Seasholtz. Ninety-six quilts have been donated including 24 to the Manor, 20 to Home Health, 10 to Out and About and 12 to Meals on Wheels. Thirty-nine quilts have been layered and 15 finished. Forty to fifty quilts are in progress. Batting is needed for the sunshine quilts. Andrea Blaisdell made the motion to purchase 4 rolls for \$300. Lisa Vilord seconded. Approved.

Raffle Quilt: The drawing will be at 3:00 pm on Saturday, July 11th at the 50th anniversary of the Antiques and Uniques event on Craftsbury Common. We will ask Ann Marie Keppel who is the organizer of the event, to draw the tickets. There will be two raffle items plus the quilt. Members can sell other items at the event if they wish.

Shelia thanked Martha Corey, Hilda Tallman and Jan Kuhn for bringing snacks. Whoever is running the meeting can ask folks to bring snacks to enjoy as folks are gathering.

April's program to be led by Robin Wheel, Joyce Emerson, Jane Langdell. Bring a favorite quilting tool.

May 7th Meeting will include a Trunk Show of quilts and bags by Jessica VanDenburgh of Sew Many Creations. Her visit is arranged by Sharon Perry. Jessica will do a workshop on May 9 and possibly one on Sunday, May 10th. The fee for the workshop is \$35. You can make a bag of your choice. Please let Sharon know if you wish to participate. Tina of the Vermont Quilter's Schoolhouse will host a workshop by Jessica on Friday, May 8, at her shop.

Notch Above Tours: Andrea Blaisdell The tour would be June 6 – 9, 2021: four days and three nights. Based on twenty-five people the cost would be \$1056 for a double, \$992 for a triple and \$959 for a quad. All meals, gratuities, and taxes are included and admission to various venues. Question? What would be the charge if 40 went, 50? Group would prefer more quilt shops and fewer other stops.

CVQG (Champlain Valley Quilt Guild of Vermont) will hold a quilt show at Champlain Expo in October 2020. They are trying to get sponsors for lighting. They wondered if we would like to do a joint show. They are looking for sweat equity, our quilts and marketing help. The fee for entering a quilt is \$15. They have about 250 members and a \$15,000 budget. We are not interested.

Show and Tell: Eleven folks shared their creations.

Program: Jan Kuhn presented a program on collage quilting with assistance from Martha Corey. She provided directions and a materials list.



**RECIPE CORNER:
BLUEBERRY DESSERT**

Layer 1:

1 c. flour
1 c. chopped nuts
1 stick (½ c.) butter or margarine, melted

Layer 2:

2 (8-oz.) pkgs. cream cheese, softened
2 c. powdered sugar
2 sm. containers Cool Whip (divided)

Layer 3:

5 cups homemade blueberry pie filling (or 2 cans blueberry pie filling)

Preheat oven to 350°F.

For Layer 1, mix together flour, nuts and butter. Press into bottom of 9"x13" buttered baking pan. Bake for 15 minutes. Cool and set aside.

For Layer 2, mix together cream cheese and powdered sugar; blend until smooth. Fold in 2 c. Cool Whip, blending well. Spread over Layer 1 evenly. Chill in refrigerator while preparing next filling.

For Layer 3, pour blueberry pie filling over Layer 2. Return to refrigerator for 1 hour. Top with remaining Cool Whip and chill in refrigerator for 2 additional hours.

Layer 3 can be substituted with 2 small pkgs. instant pudding (choice of flavor) prepared according to pie filling directions or with other flavors of homemade or canned fruit pie filling.

**RECIPE CORNER:
BLUEBERRY BLINTZES**

For the blintzes:

1 cup all-purpose flour
2 eggs
1 cup milk
¼ tsp salt
Butter for frying

For the filling:

1½ cups cottage cheese or ricotta
1 cup fresh or thawed frozen blueberries (reserve about ¼ cup for garnish)
2 tablespoons bread crumbs
2 tablespoons sugar
1 egg, beaten
1 teaspoon cinnamon
Powdered sugar for garnish, optional

For the blintzes, combine the flour, eggs, milk, and salt in an electric blender and process until smooth. Refrigerate for 1 hour.

Melt a small amount of butter in a crepe pan or 8-inch (20 cm) non-stick skillet over moderate heat. Pour in just enough batter to coat the bottom of the pan and cook on both sides until light golden brown. Turn onto a plate and repeat to make the remaining blintzes.

Combine the filling ingredients and stir to mix thoroughly. Place a spoonful on each blintz, fold the ends towards the center and roll up. Melt a little butter in a sauté pan and sauté the blintzes until golden on both sides. Garnish with reserved blueberries and powdered sugar if desired. Serves 6 to 8.

**RECIPE CORNER:
SCOTT'S BLUEBERRY DAIQUIRIS**

1 (6-oz.) can frozen limeade concentrate
8 oz. frozen blueberries
6 oz. rum
1 teaspoon sugar
Ice/Water
Lime, sugar and fresh blueberries as garnish

In a blender, mix together limeade, blueberries, rum and sugar. Blend on high. Add ice/water as needed. Cut lime into wedges. Run wedge along rim of glass. Dip rim into sugar. Pour daiquiri into glass. Garnish with fresh blueberries and/or lime wedge.



RAFFLE QUILT WINNER



After guild meetings in 2020 were cancelled along with guild activities, winners for the quilt raffle were finally drawn at the August 2021 guild gathering. Charlene Camire, of Jeffersonville, won the quilt; Margaret Beaulieu, of Hyde Park, won the 2nd prize table topper; and our own Jane Paine, of Morrisville, won the 3rd prize table runner.

Janet Vaupel’s estate donated the quilt kit to the guild several years ago. Marion Seasholtz organized several work parties to finish the appliqué which Janet had started. Marion added the coordinating borders to finish the quilt top and quilted it. Andrea Blaisdell made the small table topper while Marion made the table runner. It was a very successful raffle with \$3875 raised to support guild activities.

GUILD NEWSLETTER NEEDS A NAME!!!

Sharon Perry has volunteered to be the newsletter editor. As she assumes this position, Sharon would like to invite guild members to suggest a name for the guild’s newsletter.

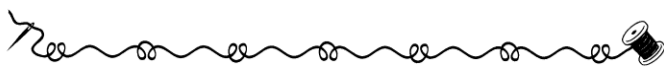
Sharon will bring all the suggestions to the August meeting, and members will vote on their favorite. The member whose suggestion is chosen will have an opportunity to draw a prize from the basket of prizes. So put on your thinking caps and send your ideas to Sharon at CommonThreadsVT@gmail.com



Cindy Smorgans	August	2
Linda McGraw	August	9
Caroline Hitchcock	August	30
Robin Wright	August	30
Barb Scribner	August	31

MORE QUILT TIPS

- When photographing quilts out of doors, ideally choose a flat, vertical surface for your quilt to rest against so that it will not move with the breeze and blur in your photo.
- Use different widths of masking tape to guide you in an easy way to quilt parallel lines without marking the quilt top.
- Better to buy more fabric than you think you need for a quilt, rather than too little, as this allows room for mistakes, shrinkage or making a sample block, and helps to build your stash.
- Look around you when designing patterns for your quilt. Don't forget you can use everyday items to draw around. Plates, cups, saucers, and even cookie cutters all make great templates.



SUNSHINE CARDS FOR OUR MEMBERS

If you know of a guild member who is in need of encouragement or comfort due to an illness, bereavement, etc., please contact Donna Merriam, 802-888-3691, rdmerriam@comcast.net. She will send out an appropriate card.

SUPPORTING THE LOCAL COMMUNITY

Guild members are asked to bring nonperishable food shelf donations to Sterling View, the host site of our meetings. Sterling View distributes those donations to the local food shelf. Please drop your items in the basket near the door.

Wish list items for the food shelf include:

peanut butter	spaghetti sauce
tuna	pasta
canned vegetables	personal items
low salt soup	toiletries
cereal	canned fruit
canned chicken	pork and beans
raisins	coffee
applesauce	Detergent
cleaning supplies	hand sanitizer

COMMON THREADS WEBSITE: A USEFUL RESOURCE

If you weren't aware, the guild has a website which can be found at <http://commonthreadsvt.org/>. There you will find all the guild newsletters published since 2010.

Although not complete, you can browse through many of the sew & tell pictures taken since 2013 and the quilt show pictures for all the quilt shows since 2011.

Do you remember the Christmas in October program presented in 2019? Or the demonstration for the friendship braid table runner several years ago? Handouts for both of those programs can also be found on the CTQG website. Looking for a library book? You can find the CQTG library list on the website too.

If you have suggestions for additional information to include on the CTQG website, send an email to CommonThreadsVT@gmail.com. The webmaster will work to include those suggestions as appropriate. **NOTE: As a privacy concern for some members, the membership list will NOT be posted on the website.**

FEATURED ONLINE TUTORIAL: MAKING WAVES QUILT-AS-YOU-GO TABLE RUNNER

From Missouri Star Quilt Company

<https://www.youtube.com/watch?v=UIj9s7EigAs>

AROUND THE WEB: FREE PATTERNS FOR AUGUST

Ship Shape Quilt: <https://drive.google.com/file/d/0B7NAJIVzfxCCMjZNSHJuUXdDsk0/view?resourcekey=0-UQrqbLVFvqyO1i62UIgV0w>

Anchors Aweigh Quilt:

<https://static1.squarespace.com/static/53d7f56ae4b050a215420a9d/t/54b7fc10e4b0ac034b199919/1421343760422/AnchorsAweigh.pdf>

Summer Quilt: <https://www.robertkaufman.com/assets/pdf/Summer.pdf>

I Scream... Quilt:

<https://liveartgalleryfabrics.com/wp-content/uploads/2019/04/I-Scream-Quilt-Block-Instructions.pdf>

Mini-Petals Table Runner: <https://www.robertkaufman.com/assets/pdf/MiniPetalsRunner-SpringPromise.pdf>

Grocery Bag: <https://www.robertkaufman.com/assets/pdf/GroceryBag-EssexYarnDyed.pdf>

Boardwalk Quilt: <https://www.robertkaufman.com/assets/pdf/Boardwalk-ABWelcometoParadise.pdf>

Lined Apron: <https://www.robertkaufman.com/assets/pdf/LinedApron-SeussChef.pdf>

Speckled Quilt: <https://www.robertkaufman.com/assets/pdf/Speckled-ABCConnecttheDots.pdf>

Garden Tiles Quilt: <https://www.robertkaufman.com/assets/pdf/Garden-Tiles.pdf>

AUGUST WORD SEARCH

E	P	E	C	O	W	U	M	S	U	M	M	E	R
F	E	L	T	S	A	R	A	C	E	M	O	P	C
R	R	V	T	U	T	C	A	E	S	A	R	E	R
I	S	I	S	I	E	K	C	R	A	E	L	R	E
E	E	S	R	R	R	C	O	R	R	R	E	I	A
N	I	P	E	I	M	A	G	E	D	C	M	D	M
D	D	R	I	S	E	R	R	I	O	E	O	O	S
S	M	E	R	T	L	T	I	P	N	C	N	T	I
H	E	S	R	O	O	A	V	T	Y	I	A	O	C
I	T	L	U	K	N	S	T	S	X	F	D	E	L
P	E	E	P	Y	E	E	L	L	E	T	E	L	E
D	O	Y	M	O	S	Q	U	I	T	O	V	E	S
A	R	B	A	C	K	T	O	S	C	H	O	O	L
Y	G	I	C	S	C	I	P	M	Y	L	O	E	E

- VIRGO
- MOSQUITO
- ELVIS PRESLEY
- CAESAR
- LEO
- BACK TO SCHOOL
- ELLE
- LEMONADE
- WATERMELON
- FRIENDSHIP DAY
- SUMMER
- SIRIUS
- PURRIER
- PERSEID METEOR
- ST PIERRE
- OLYMPICS
- CREAMSICLE
- ICE CREAM
- PERIDOT
- SARDONYX
- RACE
- TRACK
- TOKYO

LINK TO BARN QUILT TRAIL OF NORTHERN VERMONT

<http://www.barnquiltsfornorthernvermont.org/>

NEWSLETTER IDEAS WANTED: Do you have a recipe you'd like to share with guild members? Or maybe you've found a great quilting website or blog you'd like to share. Or you've visited a quilt shop within an easy drive which had bargains or a fabric selection no quilter should miss. If so, send an email to CommonThreadsVT@gmail.com, and the newsletter editor will do her best to include it in the next newsletter. Although welcome, your input doesn't have to be a complete article. It could be a few bullets which convey your message. The editor will fill out the article as needed.

Deadline for articles for next newsletter:

Sunday, August 15th, 2021

Please email articles to Sharon Perry, CommonThreadsVT@gmail.com,
or mail to PO Box 517, Montgomery Center VT 05471



*"It's part of the American experience:
We deal with mosquitoes in August." —Monica Hesse*