

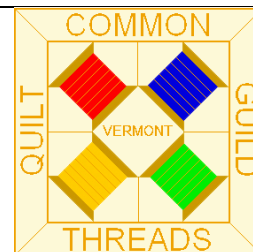
Volume 4

ON POINT

The Official Newsletter
of the Common Threads Quilt Guild of Lamoille County
in Hyde Park, Vermont

<http://commonthreadsvt.org/>

CommonThreadsVT@gmail.com



Issue 11

The President's Block

Hello Quilting Friends,

This is a reminder that our July 10th meeting will be at the Morrisville VFW off Pleasant Street in Morrisville, and if we don't get rowdy and get kicked out our August meeting will also be here.

If you are aware of any members that don't have email or access to the newsletter, please reach out to them and make them aware of the change of venue. We can arrive starting at 6:00 pm; the first person there will need to go into the bar and have them unlock the hall, I will try to be there first and have the hall open.

Happy Sewing

Your President,
Cheryl Leach
2024-2025



President

Cheryl Leach 802-888-5102

Vice President

Lisa Vilord 802- 279-7292

Secretary

Sheila Jourdan 802- 279-0969
Robin Wright 802-635-9550

Treasurer

Cheryl Leach 802-888-5102

Programs

Rotating Members

Newsletter

Sharon Perry 802-326-3135

Sunshine Cards

Hilda Tallman 802-888-3808

Membership

Denise Mayo 802-585-5876

Librarian

Jan Kuhn 802-851-8341

Sunshine Quilts

Marion Seasholtz 802-635-2731

Common Threads Quilt Guild
meets the 2nd Thursday,
March through December,
at 6:30 p.m. at the
Sterling View
Community Center
in Hyde Park

Dues = \$20 annually



2024 - 2025 Guild Calendar

**DOORS OPEN AT 6:00 PM;
MEETING STARTS AT 6:30 PM**

September 12th Trunk Show
with Karen Abrahamovich

October 10th B-I-N-G-O!

November 14th Lynn Carrier, Vermont
Coordinator for
Quilts of Valor

December 12th Holiday Potluck*
*Potluck Dinner starts at 6:00 pm

2024 – 2025 Guild Calendar

**DOORS OPEN AT 6:00 PM;
MEETING STARTS AT 6:30 PM**

January NO MEETING

January 25th Sunshine Quilt Workday

February NO MEETING

February 1st Sunshine Quilt Workday

March 13th "Can't Cut Into It" Fabric

April 10th No Program

2024 – 2025 Guild Calendar

**DOORS OPEN AT 6:00 PM;
MEETING STARTS AT 6:30 PM**


May 8th Selvage Bag with
Robin Wheel

June 12th No program

July 10th TBD

August 14th Summer Potluck

JULY 2025



Treasurer's Report

Beginning Balance 5/20/2025

\$3,446.81

Income

6/13/2025 Deposit (Raffle Tickets)

\$208.00

Total Income \$208.00

Subtotal \$3,654.81

Expenses

\$0.00

Total Expenses \$0.00

Ending Balance 6/20/2025

\$3,654.81

Respectfully submitted,
Cheryl Leach, Treasurer

DO YOU HAVE A PROGRAM SUGGESTION FOR THE JULY MEETING???

Currently, there is **NO program** identified for the July meeting. If you have an idea or suggestion for a program, please reach out to Cheryl Leach, huntzeus76@gmail.com or 802-888-5102, and let her know about your idea.

RAFFLE TICKETS FOR 2025 RAFFLE QUILT AVAILABLE

Each member is asked to “sell” 5 packets of tickets; each packet sells for \$5, and 1 ticket is \$2. If you need more tickets, please contact Sharon Witbeck.

Prizes will be given to the member with the most tickets sold and to the member that sells the winning ticket.

The winning ticket will be drawn in early July at Antiques & Uniques in Craftsbury. *Please return all raffle tickets and money to Sharon at the July meeting.*



Secretary's Report

Secretary's Report May 8, 2025

Greeting: President Cheryl Leach opened the meeting at 6:30 pm.

Present: 30 attending; **Visitors/New Members:** None

Birthdays: Happy Birthday to Jane Paine 12th, Bonnie Griswold 14th, and Marion Seasholtz 21st.

Drawings: Just for Coming – Robin Wright; **Food Shelf** – Elaine Foster

Secretary's Report: Motion to approve with the following changes by Sharon Perry Second – Donna Hamel. Changes to May minutes: Robin Wheel has connected with the Morrisville VFW (not the Legion) and Sterling View might want to buy the shed (not the metal cabinet). Vote to approve passed.

Treasurer's Report: Motion to approve by Sharon Perry Second by Sharon Witbeck. Motion passed.

Sunshine Cards: Hilda Tallman sent one card to Donna Hamel for a recent surgery.

Block of the Month: 14 blocks received this month. Instead of drawing for a winner, the quilts blocks will be used to make quilts for Quilts of Valor. If you are interested in reading about QOV, looking at their criteria or patterns, visit www.qovf.org. **New Block:** Patterns distributed for "Star on Star"; pattern can be found on Patchwork Square [website](#).

Sunshine Quilts: Andrea did an inventory of quilts in the shed. There are 14 kid size, 84 lap quilts, 9 larger, almost bed sized and 30 unfinished tops. Marion has 14 totes full of fabric and quilt tops at her place.

Old Business:

New Venue discussion:

- Morrisville VFW is interested in hosting our meetings but before deciding they would like us to have our July 10th and August 14th meetings there. We can arrive at 6:00 pm. The first person to arrive would have to go into the bar to have them unlock the hall. Cheryl will try to be there early enough to have the hall unlocked. We are allowed to use the kitchen and have our potlucks there, leaving it clean. We could possibly have to cancel a meeting for a celebration of life but they would try to work around our meeting. Work bees are a possibility but Amy (our VFW contact) needs to discuss it with the VFW board and of course it would be a matter of availability. Storage space is still a question. VFW would be no charge but would like a quilt to raffle.
- Green Mountain Support Services (Morrisville) is also a possibility for our meetings, they have a large space and employees are allowed to use it. It also has a kitchen.
- Sharon Perry moved to have our July and August meetings at the Morrisville VFW. Second by Cheryl Leach, vote passed.

CTQG Shed at Sterling View discussion:

- Shed was constructed for the guild in 2012 for \$3700. It is 14ft X 16ft. It was built in place and could not be moved without a permit. Size needs to be no bigger than 8ft to move without a permit. A new shed would likely cost \$9000.
- Andrea said that a possible option could be an 8ft X 10ft mobile storage box which would cost about \$1800. Other lengths are available. Andrea says storage at her or Marion's place is a possibility.
- Sterling View is interested in buying the shed; the guild sign and the name sign would be moved to any new building.
- Cheryl Leach recommended the following criteria for selling the shed:
 - Price: \$3700; 1st choice to a member; 2nd choice to Sterling View Park; Decision to be made at the next meeting.

New Business:

- Election of new officers: Sharon Perry moved that we accept the slate of officers for 2025/2026 term that begins in September, Ann Owens seconded. Passed and slate of officers elected.
 - President: Cheryl Leach; Vice President: Lisa Vilord; Co-Secretary: Sheila Jourdan and Robin Wright; and Treasurer: Cheryl Leach
 - Membership position accepted by Denise Mayo, other committee chair positions remain unchanged.
- Question regarding Quilts of Valor blocks: How many blocks is enough?
 - The recommended size is 60 X 80 inches. Right now, we have saved the blocks that have been made and the first ones we did there is enough to complete a quilt top.
 - Discussion – what about our group making a list of local veterans and work with Lynn to award to the veterans on our list. Normally you nominate a veteran through their website.

Program: None; **Sew and Tell:** Seven members showed projects they made.

Meeting Adjourned at 7:45 pm.

Respectfully submitted, Robin Wright, Co-Secretary

SUNSHINE CARDS FOR OUR MEMBERS

If you know of a guild member who is in need of encouragement or comfort due to an illness, bereavement, etc., please contact Hilda Tallman, 802-888-3808. She will send out an appropriate card.

NEW GUILD MEETING LOCATION FOR JULY & AUGUST

The guild meetings for July and August will be held at the Morrisville VFW, 28 VFW Street, behind the River Arts Center on Pleasant Street in Morrisville.




JULY

by Annette Wynne

July's for Independence Day,
For flags and speeches and for play,
For hiding deep in meadow grass
And watching flying creatures pass,
For sailing boats on little seas,
Where just the smallest summer breeze can blow;
For picking flowers any day;
July comes for flags and play.

FEATURED VIDEO TUTORIAL FOR JULY:

https://www.youtube.com/watch?v=x_XZCoWygu8
Pint Size Table Runner – July
Shabby Fabrics



Ann Owens	July	4
Hilda Tallman	July	18
Grace Sweet	July	21
Elena Tague	July	26
Donna Hamel	July	31

...and many more!!!





 Cut along dotted line

NAME: _____

CTR' CTR' CTR' CTR' CTR' CTR' CTR' CTR'
DONE DONE DONE DONE DONE DONE DONE DONE

Recipe Corner

WATERMELON DAIQUIRIS

2 cups seedless watermelon, cubed into 1-inch pieces
½ cup ice cubes
6 tablespoons (3 oz.) white rum (such as Bacardi)
6 tablespoons fresh lime juice (from 4 limes)
6 tablespoons refrigerated watermelon juice (such as Simply Watermelon)
2 tablespoons powdered sugar
¼ teaspoon kosher salt
Lime slices and watermelon wedges for garnish

Arrange watermelon cubes evenly on a rimmed baking sheet lined with parchment paper. Freeze until firm, at least 4 hours or up to 24 hours.

Process frozen watermelon, ice cubes, rum, lime juice, watermelon juice, powdered sugar, and salt in a blender until mixture is smooth, 30 to 45 seconds.

Pour mixture evenly into 2 frozen rocks glasses. If desired, garnish with lime slices and watermelon wedges. Serve immediately.

WATERMELON, CUCUMBER, AND FETA SALAD

6 cups (¾-inch) cubed seedless watermelon
3 cups (¾-inch) chopped English cucumber
1 (8-oz.) block feta cheese, cut into ¾-inch cubes (about 2 cups)
½ cup red wine vinegar
¼ cup thinly sliced shallot
2 tablespoons fresh lemon juice (from 1 lemon)
1 teaspoon fresh thyme leaves
½ teaspoon kosher salt
¼ teaspoon black pepper
¾ cup olive oil
½ cup torn mint leaves

Combine watermelon, cucumber, and feta in a large bowl; set aside.

Combine vinegar, shallot, lemon juice, thyme, salt, and pepper in a medium bowl.

Slowly drizzle in oil, and whisk until emulsified.

Toss watermelon mixture with ½ cup of the dressing.

Transfer to a serving platter, and drizzle with remaining dressing. Sprinkle with mint leaves before serving.

4TH OF JULY PUNCH

8 cups cubed seedless watermelon (3 lb.)
¾ cup granulated sugar
½ cup fresh lime juice (from 4 limes)
2 tablespoons grated fresh ginger
1 cup pineapple juice, chilled

1 (12-oz.) can club soda, chilled

2 cups (16 oz.) vodka, rum, or tequila (optional)

Process half of the watermelon in a blender until smooth, about 45 seconds. Pour through a fine mesh strainer into a pitcher; discard solids. Repeat process with remaining watermelon.

Whisk together sugar, lime juice, and ginger in a small bowl until sugar dissolves. Add mixture to strained watermelon in pitcher; stir in chilled pineapple juice. Chill mixture at least 2 hours or up to 2 days.

Fill 8 highball glasses halfway with ice. Stir club soda and alcohol, if using, into watermelon mixture. Pour evenly into glasses.

WATERMELON SHERBET

4 cups cubed ripe watermelon
⅔ cup sweetened condensed milk
2 tablespoons fresh lemon juice
1 ½ teaspoons arrowroot powder/starch
1 teaspoon vanilla extract
½ teaspoon kosher salt

Line a baking sheet with parchment paper. Place watermelon on parchment in a single layer.

Place baking sheet in freezer until watermelon is completely firm and frozen, at least 2 hours or up to 12 hours.

Process frozen watermelon, condensed milk, lemon juice, arrowroot powder, vanilla, and salt in a food processor until completely smooth, about 1 minute.

Pour watermelon mixture into frozen freezer bowl of a 1 ½-quart electric ice cream maker; freeze according to manufacturer's instructions.

Transfer mixture to a loaf pan or airtight container, and freeze until firm, at least 6 hours.




Quilt of Valor Block

2025 QOV BLOCK DRIVE



Colors:
Red, white
and blue



PATTERN: STAR ON STAR

Pattern from [Patchwork Square](https://www.patchworksquare.com/index.php?function=DisplaySheet&sheet=star-on-star-quilt-block&id=&links=1&link1=&mode=quilt)

If you have any questions, call Lisa Vilord, 802-279-7292.

Click the link below for the 12" finished block pattern

<https://www.patchworksquare.com/index.php?function=DisplaySheet&sheet=star-on-star-quilt-block&id=&links=1&link1=&mode=quilt> (Scroll down to the green download button)

If you are interested in reading about Quilts of Valor (QOV) or looking at their criteria or patterns, visit www.govf.org.



JOHNSON TOWN HALL SEWING DAYS

Sewing weekends are open again at the Johnson Town Hall. We set up on the second floor of the Town Hall (elevator available). Large tables are available plus ironing stations and a cutting table.

We meet on the first and third weekend of the month, arrival after 8 am, but you can sew as late as you want. A \$2 daily donation is requested, going to the Town of Johnson for use of the space.

At this time we are planning to have a mailing list only for change of plans, you can send your email to Robin Wright, growingfarm00@gmail.com or Hilda Tallman, sammnvt57@yahoo.com to be on that list. Reminder emails the week before will no longer be going out.

All crafters are welcome!

UNCONVENTIONAL QUILTING TOOLS

(From the Quilting Hub)

Not all the tools we use during our quilting projects are conventional. Explore some fascinating alternatives you can use today!

Chopsticks: These great little wooden tools are very helpful to "poke" out corners when turning stitched shapes.

Binder Clips: Those little (or not so little) black and silver colored clips are a great way to hold seams together that you don't want to pin and they also are great for holding bindings in place for your quilts.

Magnetic Tray: These little bowls/trays are found in automotive departments. They are quite helpful to hold straight/safety pins, Beware if you have a computerized machine or thumb-drive as the magnets can be quite powerful and may erase the memory in your devices.



UNCONVENTIONAL QUILTING TOOLS (From the Quilting Hub) (Cont. from page 7)

Telescoping Magnet: This tool can also be found in the automotive section of many stores. Some even have an LED light. They can be great when you have lost your needle or pins on the floor and you can just swish the telescopic magnetic tool back and forth over the furniture or flooring to help locate the illusive items before you get stuck!

Flashlights: Flexible flashlights that wrap around things can be quite useful in your quilting studio to add extra light in just the right places. Sometimes they can wrap around your machine or even stick to it, other times you may want to wrap it around a curtain rod to light up your workspace.

Sandpaper: Sandpaper can be used to hold your fabric still while you write or draw on it. Or small dots of sandpaper can be glued to the back of rulers to help hold them in place while you are cutting.

Gardening Gloves: Gardening gloves with rubberized palms and tips can be very useful when free motion quilting to help you move your quilt around more easily. They can also be useful when trying to get a grip on a stubborn needle when hand quilting through thick seams.

Vodka: Now I know you probably will not find this at the local quilt shop! But, some recipes for pressing sprays use "cheap" vodka. Others find it particularly helpful to "loosen-up" before free motion quilting.

Graph Paper/Freezer Paper: These papers are great to draw out new designs and color them in to see how your block will look after stitching.

**LINK TO BARN QUILT TRAIL OF NORTHERN VERMONT**

<http://www.barnquiltsfornorthernvermont.org/>

NEWSLETTER IDEAS WANTED: Do you have a recipe you'd like to share with guild members? Or maybe you've found a great quilting website or blog you'd like to share. Or you've visited a quilt shop within an easy drive which had bargains or a fabric selection no quilter should miss. If so, send an email to CommonThreadsVT@gmail.com, and the newsletter editor will do her best to include it in the next newsletter. Although welcome, your input doesn't have to be a complete article. It could be a few bullets which convey your message. The editor will fill out the article as needed.

Deadline for articles for next newsletter:

Sunday, July 20th, 2025

Please email articles to Sharon Perry, CommonThreadsVT@gmail.com,
or mail to PO Box 517, Montgomery Center VT 05471



July is National Blueberry Month



*"If I had my way, I'd remove January from the calendar altogether
and have an extra July instead." ~ Roald Dahl*