

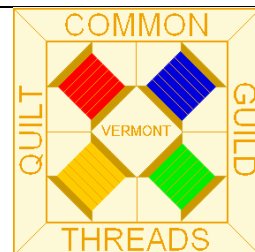
Volume 2

ON POINT

The official newsletter
of the Common Threads Quilt Guild of Lamoille County
in Hyde Park, Vermont

<http://commonthreadsvt.org/>

CommonThreadsVT@gmail.com



Issue 11

The President's Block

Hello Fellow Quilters,

We finally have some rain. The good, the bad, the ugly, like my lawn which hasn't been mown for 3 weeks. The grass still isn't particularly green, but all sorts of other growth are taking over, so I plan to mow it today.

I hope you are all giving Donna Hamel and Sally Cabell respect when they call. Remember that we can't continue without everyone doing their part. I know I'm sounding like a broken record.

I actually have put together 3 table runners this month. My husband is in the hospital and sitting with him all afternoon gives me a good long time to finish the hand sewing in the binding.

We are supposed to have real summer weather with the first day of summer on the 21st. Hope it happens.

Bye for now, and keep on quilting,

Carol Moulton
2022 – 2023 President



President

Carol Moulton 802-888-3560

Vice President

Denise Mayo 802-585-5876

Secretary

Grace Sweet 802-244-7123

Robin Wright 802-635-9550

Treasurer

Cheryl Leach 802-888-5102

Programs

Andrea Blaisdell 802-635-8389

Newsletter

Sharon Perry 802-326-3135

Sunshine Cards

Hilda Tallman 802-888-3808

Membership & Librarian

Jan Kuhn 802-851-8341

Sunshine Quilts

Marion Seasholtz 802-635-2731

Common Threads Quilt
Guild meets the 1st Thursday,
March through December,
at 6:30 p.m. at the
Sterling View
Community Center
in Hyde Park

Dues = \$20 annually



2022 - 2023 Guild Calendar

**DOORS OPEN AT 6:00 PM;
MEETING STARTS AT 6:30 PM**

September 1st Back to Basics:

Understanding Fabric
Construction & Properties

October 6th Back to Basics:

All About Quilting Fabric

November 3rd Back to Basics:

Needles & Threads & More...Oh My!

December 1st Potluck & Exchange

Back to Basics: Fabric Prep & Demos

2022 – 2023 Guild Calendar

**DOORS OPEN AT 6:00 PM;
MEETING STARTS AT 6:30 PM**

January 28th Back to Basics:
Learning & Sewing Session **CANCELLED**

February 25th Back to Basics:
Learning & Sewing Session, 9am-3pm

March 2nd Back to Basics:
Color Theory

April 6th Back to Basics:

Modern Quilting with
Weeks Ringle & Bill Kerr

2022 – 2023 Guild Calendar

**DOORS OPEN AT 6:00 PM;
MEETING STARTS AT 6:30 PM**

May 4th Back to Basics:

Paper Piecing

June 1st Back to Basics:

All About Appliqué

**July 6th Back to Basics:
Getting Your Blocks In Order**

August 3rd Summer Potluck

Back to Basics Sew & Tell

JULY 2023

Treasurer's Report

Beginning Balance 5/16/2023		\$4,341.46
Income		
New Membership (6/5/2023)		\$20.00
Check #606 VQF (voided)		\$200.00
<i>Total Income</i>		\$220.00
		<i>Subtotal</i> \$4,561.46
Expenses		
None		\$0.00
<i>Total Expenses</i>		\$0.00
 Ending Balance 6/16/2023		 \$4,561.46

Respectfully submitted,
Cheryl Leach, Treasurer



JULY “BACK TO BASICS”: GETTING YOUR BLOCKS IN ORDER

The July meeting will feature a discussion about how to set your blocks into a quilt. Andrea Blaisdell and Sharon Perry will have quilt blocks to demonstrate several different block settings on a large portable design wall. **If guild members have any quilts with a unique block setting, we encourage you to bring them to the July meeting to share during the discussion.**



Secretary's Report

Secretary's Report June 1, 2023

Meeting called to order: At 6:30 pm; Carol Moulton, President, presiding.

Present: 28 members; 1 guest, Oleta Marckres, who came with Robin Wright.

Birthdays: June birthdays – Marion Seasholtz, Bonnie Griswold, and Jane Paine

Drawings: Caroline Hitchcock won for “Just for Coming” and Pam Gelineau won for the food shelf donation.

Secretary's Report: Marion Seasholtz moved to accept; Sheila Cross seconded. Motion passed.

Treasurers Report: Marion Seasholtz moved to accept; Sheila Cross seconded. Motion passed.

Sunshine Cards: Hilda Tallman reported she sent Jane Langdell a card for a recent illness.

Sunshine Quilts: Marion Seasholtz reported that a quilt was donated to Scott Perry, Sharon's husband, who has been ill. He is the webmaster for our guild. Marion has started on the quilt for the Elmore Lake Association and will need volunteers to do appliquéing. Marion also reported that VQF will be returning our donation as they are cancelling future shows. As a vendor who is not going to have a show Marion's fabric is 20% off.

Block of the Month: Pam Gelineau won this month's block. The block for next month is Nelson's Victory in red, white, and blue. Sharon Perry will put a link to the block's instructions in the newsletter.

Old Business: Noyes House did contact Carol about the possibility of a quilt show there. It is felt that it is too late for this year but she would like to have a conversation with them around details for a future show. Carol would like someone to volunteer to go with her. Robin Wheel volunteered.

New Business:


- The Guild's booth application at Antiques and Uniques has been accepted. At the next meeting we will need to have a sign up for volunteers to work.
- Kay Courson at Country Thyme is having her annual sale starting this weekend. She is a big supporter of the guild.
- Donna Hamel and Sally Cabell will be the nominating committee.

Sew & Tell: Members shared their creations.

Program: This month's program is on appliqué. Andrea Blaisdell showed examples of different appliqué techniques which included appliqué quilts made by guild members. Andrea led a lively discussion about the different techniques.

Meeting Adjourned: At approximately 8:00 pm.

Respectfully Submitted
Robin Wright, Co-Secretary





QUILT DEFINITIONS

- **Album Quilt:** A quilt in which each block is different.
- **Amish Quilt:** A quilt style originating in the Amish communities of Eastern Pennsylvania and the Midwest. These quilts are usually made from dark, solid colors with ample use of black as a background and simple geometric patterns with wide borders. Use binder clips to keep fabric pieces organized.
- **Backing:** The back or bottom layer of the quilt.
- **Crazy Quilt:** Fancy patchwork, from irregular and often scrap pieces, with no set pattern or design overall. Most often used with silks, velvets and embroidery; usually constructed on a muslin foundation fabric and embellished with embroidery.
- **Directional Prints:** Fabrics printed with distinct up-and-down motifs.

Block of the Month

JULY 2023



Colors:
Make it
red, white and
blue

PATTERN: NELSON'S VICTORY


Pattern from www.patchworksquare.com

If you have any questions, call Lisa Vilord, 802-279-7292.

Click the link below for the Nelson's Victory 12" finished block pattern*

<https://www.patchworksquare.com/mf/nelsons-victory-quilt-block.pdf>

*Please note the pattern has instructions for 3 sizes; please make the 12" finished quilt block.



"You know that feeling you get when you complete all your UFOs and your sewing room is perfectly tidy? Me neither."



SUNSHINE CARDS FOR OUR MEMBERS

If you know of a guild member who is in need of encouragement or comfort due to an illness, bereavement, etc., please contact Hilda Tallman, 802-888-3808. She will send out an appropriate card.

SUPPORTING THE LOCAL COMMUNITY

Guild members are asked to bring nonperishable food shelf donations to Sterling View, the host site of our meetings. Sterling View distributes those donations to the local food shelf. Please drop your items in the basket near the door.



MORE QUILT DEFINITIONS

- **Fat Eighth:** A fat quarter split into either 11" x 18" piece or 9" x 22" piece.
- **Finger Pressing:** A technique for making seam allowances lie flat by pinching fabric between your fingers to form a temporary crease.
- **Finished Size:** The measurement or dimensions of a completed block or quilt without seam allowances.
- **Fussy Cut:** Center a design on fabric within a shape.
- **Invisible Thread:** Fine nylon thread used for machine appliqué.
- **Medallion Quilt:** A quilt with a central motif as the focal point, surrounded by multiple borders.
- **Miniature Quilt:** A small-scale reproduction of a full-size quilt which is 24" x 24" or smaller.
- **Muslin:** A plain, undyed cotton fabric, available bleached or unbleached.
- **Novelty Print:** A fabric printed with small whimsical designs, often for a holiday or for craft use.
- **On Point:** Quilt turned so the blocks are turned at a 45-degree angle.
- **Reverse Appliqué:** Cutting, turning under, and blind-stitching a top layer of fabric to reveal a shape created by exposing the under layer of fabric.
- **Sampler Quilt:** A quilt constructed of a collection of blocks in different patterns, usually with no pattern repeated. Blocks may be the uniform or varying sizes.
- **Sashing:** The fabric that separates the blocks,

framing them and making the quilt larger.

- **Setting:** The arrangement of completed blocks forming the quilt top. Blocks can be set side by side, or on point with or without sashing.
- **Selvage (or selvedge):** The woven edges of the fabric.
- **Stack and Whack:** This is a technique that instructs you to stack several layers of fabric from the same piece. When sewn together this gives a kaleidoscope effect.
- **Stippling:** Tiny meandering, continuous motion, used around appliqué or other areas you wish to have a raised appearance. Usually less than $\frac{1}{4}$ " spacing between stippling lines.
- **Trapunto:** Dimensional, raised areas in the quilting design. Additional batting is used behind these areas.



Ann Owens	July	4 th
Michelle Paige	July	7 th
Hilda Tallman	July	18 th
Grace Sweet	July	21 st
Elena Tague	July	26 th
Donna Hamel	July	31 st

...and many more!!!



That is **23 Finishes in 2023!**

Join in the fun and make 23 quilted projects by the end of 2023 and your name will be entered into a special drawing held in December 2023. If you'd like to participate, fill in your name and 23 projects you'd like to finish this year on the list below. This is your list...you can add to it throughout the year if need be to have 23 projects or you can remove a project, or swap out projects, etc...you just have to have **23 Finishes in 2023** AND you must show each project at one of the guild's monthly show and tell. You can show multiple projects in one month. You also don't have to show a project every month, you just have to have **23 Finishes in 2023!** You will maintain your own list, but you must let Sharon Perry know you are participating.

***** Cut along dotted line *****

23 Finishes in 2023

NAME: _____

1.	13.
2.	14.
3.	15.
4.	16.
5.	17.
6.	18.
7.	19.
8.	20.
9.	21.
10.	22.
11.	23.
12.	



Recipe Corner

PEACH COBBLER

½ cup butter, melted
 1 can (15¼ ounces) sliced peaches, drained
 1¼ cups sugar, divided
 1 cup all-purpose flour
 2 teaspoons baking powder
 ¼ teaspoon salt
 1 cup 2% milk
 Whipped cream, optional

Preheat oven to 400°. Pour butter into a shallow 2-qt. baking dish; set aside. Drain peaches, reserving ¼ cup juice. In a saucepan, bring peaches and reserved ¼ cup juice just to a boil.

Meanwhile, in a bowl, combine 1 cup sugar, flour, baking powder and salt. Stir in milk; mix well. Pour over butter in baking dish. Spoon hot peaches over batter. Sprinkle with remaining ¼ cup sugar.

Bake until bubbly and golden, 20-25 minutes. Serve warm and, if desired, with whipped cream.

PEACH BLUEBERRY PIE

1 cup sugar
 ⅓ cup all-purpose flour
 ½ teaspoon ground cinnamon
 ⅓ teaspoon ground allspice
 3 cups sliced peeled fresh peaches
 1 cup fresh or frozen unsweetened blueberries
 Dough for double-crust pie
 1 tablespoon butter
 1 tablespoon 2% milk
 Cinnamon sugar

In a large bowl, combine sugar, flour, cinnamon and allspice. Add peaches and blueberries; toss to coat.

Preheat oven to 400°. On a lightly floured surface, roll half of dough to a ⅛-in.-thick circle; transfer to a 9-in. pie plate. Trim even with rim. Add filling; dot with butter.

Roll remaining dough to a ⅛-in.-thick circle; cut into 1/2-in.-wide strips. Arrange over filling in a lattice pattern. Trim and seal strips to edge of bottom crust; flute edge. Brush lattice strips with milk; sprinkle with cinnamon sugar.

Bake until crust is golden brown and filling is bubbly, 40 – 45 minutes. Cool on a wire rack.

SLOW-COOKER PEACH CRUMBLE

1 tablespoon butter, softened
 6 large ripe peaches, peeled and sliced (about 6 cups)
 2 tablespoons light brown sugar

1 tablespoon lemon juice
 1 tablespoon vanilla extract
 2 tablespoons coconut rum, optional
 topping:

1 cup all-purpose flour
 ¾ cup packed light brown sugar
 1-1/2 teaspoons baking powder
 1 teaspoon ground cinnamon
 1/2 teaspoon baking soda
 1/8 teaspoon salt
 1 cup old-fashioned oats
 6 tablespoons cold butter, cubed
 Whipped cream, optional

Grease a 6-qt. oval slow cooker with 1 tablespoon softened butter. Toss peaches with brown sugar, lemon juice, vanilla and, if desired, rum; spread evenly in slow cooker.

Whisk together first 6 topping ingredients; stir in oats. Cut in butter until crumbly; sprinkle over peaches. Cook, covered, on low until peaches are tender, 3 – 4 hours. If desired, serve with whipped cream.


CAROLINA PEACH SANGRIA

1 (750-milliliter) bottle rosé wine
 ¾ cup vodka*
 ½ cup peach nectar
 6 tablespoons thawed frozen lemonade concentrate
 2 tablespoons sugar
 1 pound ripe peaches, peeled and sliced
 1 (6-oz.) package fresh raspberries**
 2 cups club soda, chilled

Combine first 5 ingredients in a pitcher; stir until sugar is dissolved. Stir in peaches and raspberries. Cover and chill 8 hours. Stir in chilled club soda just before serving.

*Peach-flavored vodka may be substituted. Omit peach nectar.

**1 cup frozen raspberries may be substituted.



JULY

By Annette Wynne

July's for Independence Day,
 For flags and speeches and for play,
 For hiding deep in meadow grass
 And watching flying creatures pass,
 For sailing boats on little seas,
 Where just the smallest summer breeze
 Can blow; for picking flowers any day;
 July comes for flags and play.

FEATURED VIDEO TUTORIAL FOR JULY:

<https://www.youtube.com/watch?v=KpBQQXiakNY&t=1s>

"Firework" Table Topper
 Missouri Star Quilt Company

FEATURED PATTERNS

Faithful Flag Quilt: <https://andoverfabrics.com/Quilts/Stars%20and%20Stripes%20by%20Andover%20Fabrics.pdf>

Independence Day Quilt: <https://www.michaelmillerfabrics.com/fileuploader/download/download?file=custom/upload/File-1650918472.pdf>

American Beauty Wall Quilt: <https://windhamfabrics.com/images/project/American%20Beauty%20Final.pdf>

Flag Table Runner: <https://windhamfabrics.com/images/project/Flag%20Table%20Runner%20Tested.pdf>

Homeland Mini Quilt: https://drive.google.com/file/d/1exrNJztacjS_4Tt88EyYnEx-0N6jTcIp/view

Fired Up Bench Pillow: https://www.blankquilting.net/product_images/FiredUp_BenchPillow_pattern_PanelSKUfixed.pdf

Rippling Flags Quilt: https://windhamfabrics.com/images/project/Rippling_Flags_Final_RS.pdf

Star Spangled Quilt: <https://www.andoverfabrics.com/Quilts/Star%20Spangled%20by%20Andover%20Fabrics.pdf>

Anthem Quilt: https://www.blankquilting.net/product_images/Anthem_Quilt1_pattern.pdf

Little Firecracker Quilt: <https://hoffmancaliforniafabrics.net/palette/pattern/Little-Firecracker.pdf>

Firework Flag: <https://www.quiltingdaily.com/wp-content/uploads/pdf/QNMP-130700-Firework-WEB.pdf>

American Glory Quilt: https://drive.google.com/file/d/1CVPusHzpMnb3cBRNkx_jK-ioUak5XWrE/view

Heartland Quilt: <https://drive.google.com/file/d/1P9g2-tHlpKWYfDYQHRTzI-zV6lXHvrpT/view>

Star Spangled Picnic Quilt: <https://www.benartex.com/uploads/Image/quilt-gallery/475/StarSpangledPicnicQuilt.pdf>

Yankee Doodle Zig Zag Flag: https://drive.google.com/file/d/1BOAW-tD7_yG-Wn74e7WoEhyQEwdxjUii/view

Stripes & Stars Pillow: <https://drive.google.com/file/d/1j6UJYA6zyMUNLqDEEYzLSWIKtS7J7NU-/view>

Picnic Under the Stars Placemats:

<https://windhamfabrics.com/images/project/USA%20Picnic%20Under%20the%20Stars,%20Too%20Placemats%20Project%20Brochure.pdf>




JULY CROSSWORD PUZZLE

ACROSS

3. One of the two zodiac signs in July
 5. The color of fresh snow
 6. The state of being free
 8. One of the two birth flowers for July
 11. America's Pastime
 13. Word short for the United States
 14. Freedom from being governed or ruled by another country
 17. The red and white bands on the US flag
 19. The season between spring and autumn

DOWN

1. A firework that glows and sparks as you hold it in your hand
 2. One of the three primary colors
 4. A firework that makes a loud noise when it explodes
 7. A gathering at which food is cooked outdoors on a grill
 9. Showing love and support for the United States
 10. One of the three primary colors
 12. The white items on the US flag's field of blue



DOWN (Cont.)

15. A public procession celebrating a special day
 16. One of the two zodiac signs in July
 18. July's birthstone

LINK TO BARN QUILT TRAIL OF NORTHERN VERMONT

<http://www.barnquiltsfornorthernvermont.org/>

NEWSLETTER IDEAS WANTED: Do you have a recipe you'd like to share with guild members? Or maybe you've found a great quilting website or blog you'd like to share. Or you've visited a quilt shop within an easy drive which had bargains or a fabric selection no quilter should miss. If so, send an email to CommonThreadsVT@gmail.com, and the newsletter editor will do her best to include it in the next newsletter. Although welcome, your input doesn't have to be a complete article. It could be a few bullets which convey your message. The editor will fill out the article as needed.


Deadline for articles for next newsletter:

Saturday, July 15th, 2023

Please email articles to Sharon Perry, CommonThreadsVT@gmail.com,
 or mail to PO Box 517, Montgomery Center VT 05471



July is National Blueberry Month



*"The glowing ruby should adorn
 those who in warm July are born." ~ Author unknown*