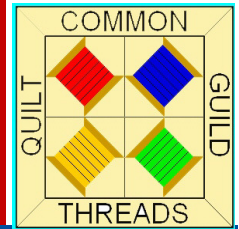


# Common Threads Quilt Guild

## July 2014



### From the President

As I write this, today is Father's Day. I think of fathers both past - mine and present - my sons. The other day I saw a posting on Facebook on Quilting in Vermont by Janice Crane. She had made a Dresden Plate wall hanging using her late husband's plaid shirts, as a gift for her children. I thought, "What a nice idea". I can do that and I will. Isn't that what quilting is - "Nice ideas" (both ours or someone else's) that we put together using fabrics - I hope you have a "nice idea" today.

*Pat Slack, President*



### Treasurer's Report

#### Common Threads Quilting Guild

Treasurer's Report

May 14, 2014 - June 15, 2014

Cash forward May 15, 2014 \$4,786.86

#### Deposits:

6/6/2014 Deposits		
Refund Gr. Mt. Meeting	\$ 1.60	
Cookbooks	\$ 10.00	
Classes	\$ 400.00	
T-shirts	\$ 121.00	
Total Deposits		\$ 542.60

Total Revenue \$5,329.46

#### Expenses:

ck #		
6/5/2014 #295	Linda Lee Monograms (t-shirts)	\$ 382.30
Total Expenses		\$ 382.30

Cash Balance June 15, 2014 \$4,947.16

*Rita Lehouillier* Treasurer



#### PRESIDENT

Pat Slack  
644.5404

#### VICE PRESIDENT

Andrea Blaisdell  
635.8389

#### SECRETARY

Rhonda Griswold  
888.5877

#### TREASURER

Rita Lehouillier  
888.6465

#### MEMBERSHIP

Doreen Noyes  
888.5095

Martha Corey  
635.7056

#### NEWSLETTER

Mary Dick  
888.4250

#### SUNSHINE CARDS

Lilalee Fisher  
888.1908

Millie Piper  
888.3433

#### PROGRAMS

Sheila Cross  
635.7469

Hilda Tallman  
888.3808

Cindy Smorgans  
644.5880

#### CHARITY QUILTS

Marion Seasholtz  
635.2731

Martha Corey  
635.7056

Linda Worth  
888.8926


Anita Morris  
888.7981

Ruth Wesolow  
888.3309

Guild meetings are the 1st  
Thursday of the month at  
Sterling View Clubhouse  
at 6:30 PM

# Secretary's Report

June 5, 2014



Call to order at 6:30 pm

38 people present

no guests, no new members, 7 birthdays

Drawings for Just for coming - Lilalee Fisher

Food Shelf - Hilda Tallman

Secretary's report - motion to accept by Ginny Moody, seconded by Annie Morgan, passed

Treasurer's report - motion to accept by Annie Morgan, seconded by Ginny Moody, passed - additions to the report - \$382 expense for the tee shirts and that will be credited as the members buy their shirts.

Newsletter - nothing new

Sunshine cards - none sent. Are there any volunteers to take over the Sunshine cards?

Membership - Nothing new

Sunshine Quilts - there are more quilt kits available. Please make sure to have your name with the quilt top.

Program Committee - Volunteers needed for the pot luck in July: Elaine Foster, Jan Kuhn, Sheila Cross and Rhonda Griswold will set up for the pot luck. After the pot luck there will be Bingo. There was a discussion as to whether we change the date of the July meeting. A vote of the majority showed we will keep the date - July 3. The Bingo card was reviewed and is available on line at FonsandPorter.com Sept/Oct 2006 issue.

August's meeting will be the Tea Cup Auction - please bring 3 things to add to the auction. The auction will be set up during the meeting and after the meeting the tickets will be sold and then the auction will occur. If you have more items, use your discretion.

September meeting will be the presenter, Jane Franke, with a Trunk Show. The classes on Friday and Saturday still have openings and Andrea will open the classes up to other guilds as needed. Payment should be in tonight.

The Johnson Town Hall will be open this weekend and if you would like to be notified of the weekends please give your email.

Cindy asked for assistance as she has a friend who has an appliquéd quilt which needs to be repaired. Some suggestions were given and Cindy will follow-up.

Recurring Business:

Hints for the month - Linda Worth shared a Cabelo's plastic fishing tackle box for storage and a magnetic needle keeper. Caroline Hitchcock shared a needle threader. Next month the hints will come from Julie Rohleder, Aline Sweet, and Ginny Moody.

Block of the Month - Sally collected 29 blocks and Cindy Smorgans won the blocks. Next month Maple Star is the block and you can use patriotic reds, whites and blues, with the blue as the background and the white in the center.

Library (Sharon was not present tonight)

Cookbooks - Mary reported we made a 100% profit and any more sold will be a larger profit. There are about 72 left.

Old Business:

Nominating committee - Elaine Foster read the slate: President Pat Slack, Vice President Andrea Blaisdell, Secretary Rhonda Griswold, Treasurer Rita Lehouillier, Membership Jan Kuhn, Programs Andrea Blaisdall, Sunshine Quilts Marion Seasholtz, and Newsletter Julie Rohleder. The secretary was asked to cast one vote and that was done. New officers will take their positions after the August meeting.

Tee shirts - Andrea has shirts people ordered, a warning the sweatshirts tend to run smaller than sized. The shirts are from Linda Lee Monograms, there is a website (to be found in the newsletter) and too many things available to list. The business is next door to Flo's in Newport. The logo can be placed on anything you bring in or order.

Lamoille Area Cancer walk is June 21st and packets are available. See Rita, Ginny, or Andrea. we will have a tent and Andrea and crew will set it up at 9am the morning of the 21st. Come and visit during the walk.

Green Mountain Quilt Guild meeting - several members went and the Chinese Auction and the speaker were excellent.

Quilt appraisal of the quilt for the next Show has not been done, yet. It will cost \$40.

New Business:

We received a letter from a Rutland quilt guild asking for donations of quilts for under privileged college bound students. A discussion ensued and we decided to keep our quilts for the needy in our area and no quilts (they called them blankets) will be sent.

Countryside will be having their second anniversary and will be giving away a Janome sewing machine. The festivities will be during the weekend of June 21 and 22.

Vermont Quilt Festival - contact Ann Harmon if you want to volunteer. You can sign up to volunteer online at VQF.org.

Sew and Tell

Meeting adjourned at 7:20

Program was presented by Sheila Cross and she demonstrated a 60 degree table runner.

*Rhonda Griswold Secretary*




There are still a few spaces available for the Jane Frenke classes. The first class is on Sept 5, 2014 and is about dying fabric. The cost is \$40 which includes dyes, chemicals, fabric, paint and a t-shirt. (please provide a size when registering). The second class is on Sept. 6 and is all about her technique of sewing circles and curves. The cost is \$32 and includes a pattern. If you would like to check her out her website is [fiestafibers.com](http://fiestafibers.com). She is a very enthusiastic quilter, weaver, dyer, fiber artist, colorist. If you would like so sign up call Andrea Blaisdell @ 635-8389.

The Common Threads logo has been digitized for embroidery on t-shirts, sweatshirts, bags or whatever you would like. The company is Linda Lee Monograms and is located in Newport next to Countryside Fabrics. You can order items from them or if you have something you would like to have the logo embroidered on the phone # is 802-334-5779. If you have any questions you can call Andrea @ 635-8389.

## Common Threads Sunshine Quilts size guidelines

Hospital birthing center  
38" x 38" up to 40" x 40"  
Lap quilt in all themes;  
men, women, children  
42" x 50"  
Twin 65" - 72" wide x  
90" - 100" long  
Full/Queen 90" - 92" wide x  
98" - 104" long  
These are approximate sizes.

**The size that we use the most  
of right now is the lap size**



Please remember to put your name in finished kits, tops and quilts that you bring in so that you are eligible for the prizes - also, if you use your own fabric for a quilt top just write 'my stash' so you get the extra credit.

Thank you!




**Programs**

July: Potluck and Bingo Bring a dish to share, a bingo square (or two or three), buttons or something to mark your squares, and a fat quarter to use for prizes.

August Teacup Auction: Bring items to sell

Reminder: The door prize basket is getting low so if you have something to donate to that please bring it in.

*Cindy, Sheila, and Andrea*



## The **NEW BOOK ADDED TO THE LIBRARY**

The guild's library holdings now stand at 359 books. the most recent addition is a book by Ronnie K Hunter, Adventures with Leaders & Enders: Make More Quilts in Less Time!

As highlighted at amazon.com, "This book is not only full of beautiful scrap quilts that can be made in between the lines of other sewing, but also contains many ideas for getting your ever burgeoning scrap stash under control, into useable sized pieces that work well with one another, and ready to be sewn into quilts you've always wanted to make." Christy Mulyea, who shared her organizing tips with the guild earlier this year, has used many of the techniques shared by Bonnie Hunter in this book to organize her own stash of scraps.

For those with internet access you can peruse the library list in the comfort of your own home. The list for the CTQG library is at [commonthreadsvt.org/ctqglibrary](http://commonthreadsvt.org/ctqglibrary). If you have any suggestions for additions to the library, please let Sharon Perry know.

If you'd like to "check out" any of the guild's library books, please contact Sharon at 326-3135 or email [vtquilter@gmail.com](mailto:vtquilter@gmail.com) to let her know which book(s) you'd like. She'll bring them to the next guild meeting or make arrangements to get them to you.

*Sharon Perry, Librarian*

*Editor's note: I'm sure you all realized we had not purchased 3002 books in one month, however I sincerely apologize for my huge mistake in last month's newsletter..*



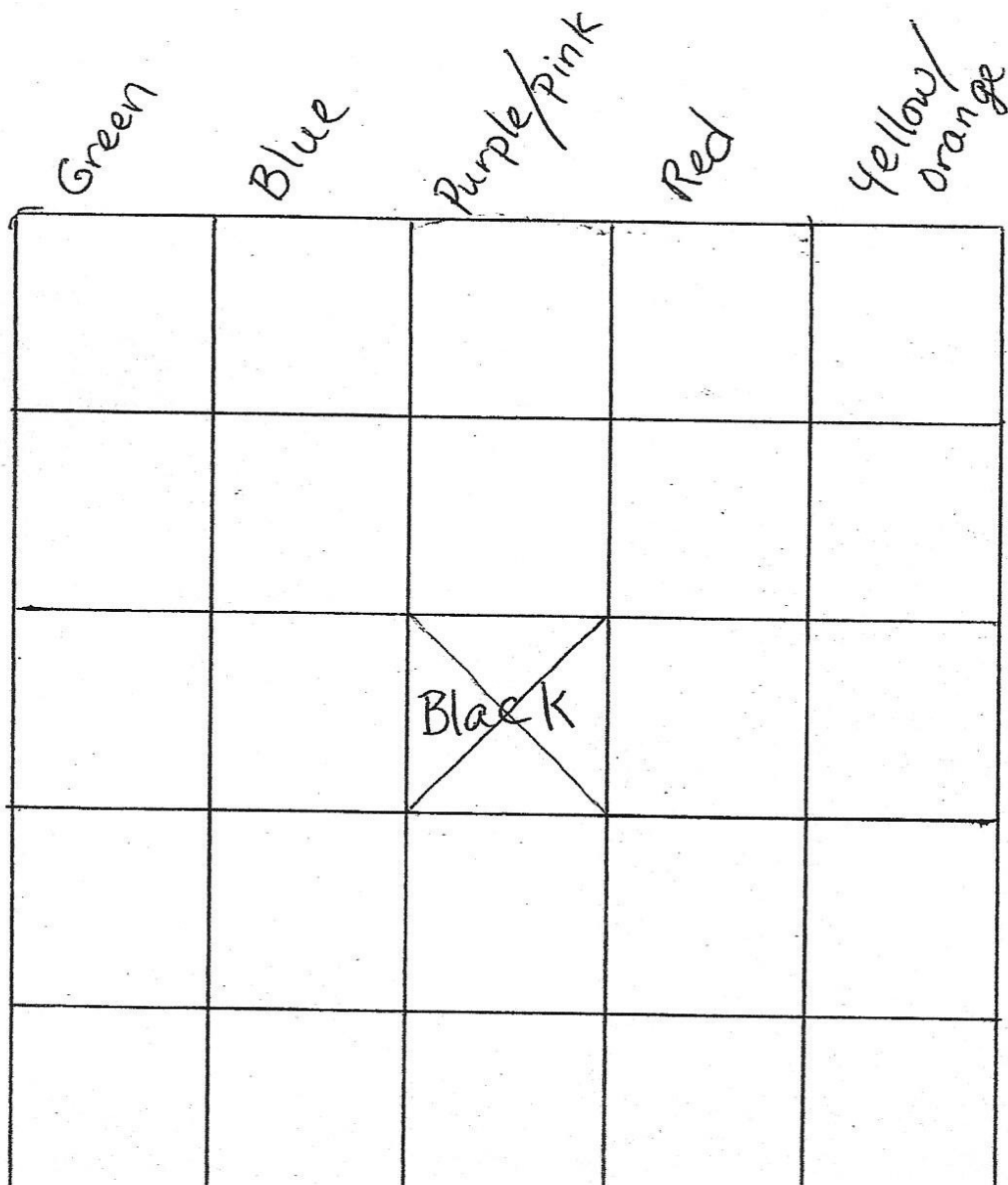
## Happy Birthday!

- |                |         |
|----------------|---------|
| Doreen Noyes   | July 16 |
| Velma White    | July 17 |
| Hilda Tallman  | July 18 |
| Grace Sweet    | July 21 |
| Betty Lou Hunt | July 26 |
| Donna Hamel    | July 31 |

## Don't forget your contribution to the Food Shelf



## Happy Birthday!



Make a charity quilt with the fabric game cards after the event.  
—Liz

for example). The black center square is a free space.

A player wins by being the first to cover one row of five squares in any direction. Players should play as fast as they can and must yell “Bingo” before another player does in order to win. Speed and hand/eye coordination are the keys to winning.

## GAME CARD INSTRUCTIONS

**Materials for 1 (10½") card**  
(Each fabric must be chosen from one of the following categories: batik, floral, geometric, heart, leaf, metallic, holiday, novelty, paisley, plaid, solid, star, stripe, or 1930s print. Use a black print for the center square.)

- 5 (2½") squares assorted yellow and orange prints
- 5 (2½") squares assorted red prints
- 5 (2½") squares assorted blue prints
- 5 (2½") squares assorted green prints
- 4 (2½") squares assorted pink and purple prints
- 1 (2½") square black print

### Block Assembly

1. Referring to photos of blocks, join 5 yellow/orange print squares to make 1 row. In the same manner,

make 1 red, 1 blue, and 1 green row.

2. Join 2 pink/purple squares. Make 2 pink/purple pairs. Join one pink/purple pair to each side of black square to complete pink/purple row.
3. Join rows, placing pink/purple row in center, to complete 1 Bingo Game Card block.



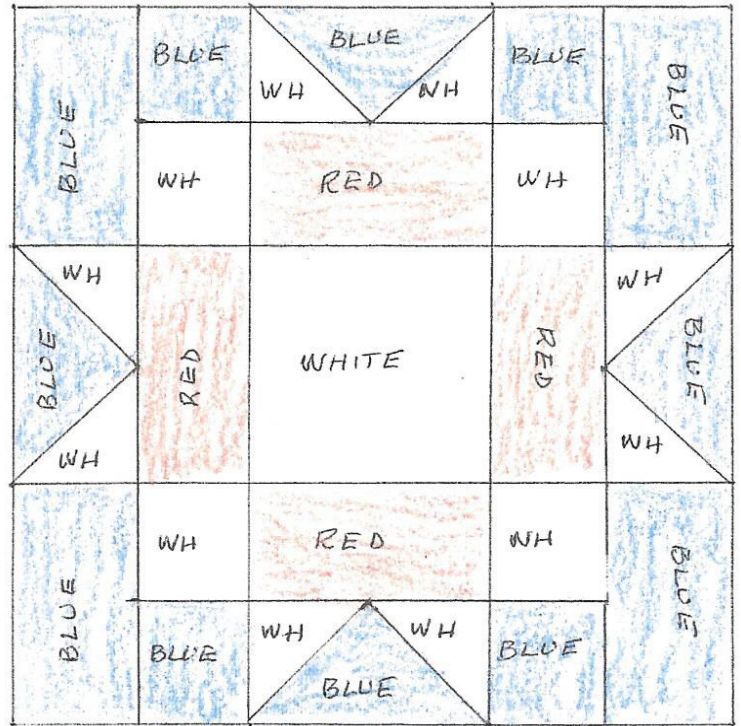

Permission is granted by

WEB  
EXTRA

Download calling card sheets from our Web site at: [www.FonsandPorter.com/bingo](http://www.FonsandPorter.com/bingo).

It's July and to simple minds that means a star block in red, white and blue. So, July's block is the MAPLE STAR, appropriate for Vermont.

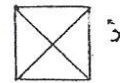
COLORS: red, white/off white and blue. They can be patriotic fabrics if it pleases you.



CUT: from red - four 2" x 3½" rectangles

from white/off white - one 3½" square; four 2 3/8" squares cut diagonally; four 2" squares

from blue - ~~four~~ <sup>one</sup> 4¼" squares cut diagonally twice  
four 2" x 3½" rectangles; four 2" squares




SEW: one white 2" square to one blue 2" square four times. Press to the blue. Sew blue 2" x 3½" rectangle to that piece four times to form a 3½" square. Press to the blue.

two small white triangles to the large blue triangle four times to form a flying goose unit. Press to the white.




one flying goose unit to the red ~~triangle~~ <sup>rectangle</sup> four times. Press to the red.

Arrange in a 9 patch with the blues to the outside and white 3½" square in the middle. The other whites will become the star points. I think these blocks will make a fine looking quilt.

July Redwork Pattern  
Courtesy Sharon Perry



**NEXT  
MEETING  
JULY 3  
AT  
6:30 PM**

**P**  **T**  **L**  **C** 