

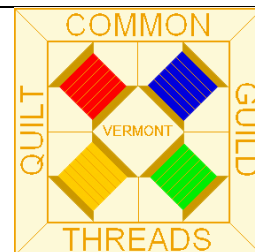
Volume 5

# ON POINT

The Official Newsletter  
of the Common Threads Quilt Guild of Lamoille County  
in Morrisville, Vermont

<http://commonthreadsvt.org/>

[CommonThreadsVT@gmail.com](mailto:CommonThreadsVT@gmail.com)



Issue 10

JUNE 2026

## The President's Block

Good Day Quilters,

I was sorry to hear there was a scheduling problem so we didn't get to have our May meeting, which would have been okay if they had let us know. With that being said I have heard that some of our members think that the VFW is loud and cold (not temperature but not a cozy atmosphere).

I think at the next meeting we should discuss and vote on having our meetings at the Johnson Church if it is still available. Hopefully all that information would be available to us by the June meeting. While you are thinking about maybe changing our meeting venue that if we go to Johnson we would meet on a Monday night.

There was also some concern on our last vote so this time we will vote by ballot. If you can't make it to the meeting and you would like to vote you can contact me and I will write your vote for you. You can call me at 802-888-5102 or 802-696-2167 or email [huntzeus76@gmail.com](mailto:huntzeus76@gmail.com); of course this is only if Johnson will still have us.

The June meeting will be busy and important for the future of the Guild with the nominating and voting for new officers and the discussion about changing our meeting place so I hope you all can make it.

Your President until September,  
Cheryl Leach, 2025-2026



**President**  
Cheryl Leach 802-888-5102

**Vice President**  
Lisa Vilord 802- 279-7292

**Secretary**  
Sheila Jourdan 802- 279-0969  
Robin Wright 802-635-9550

**Treasurer**  
Cheryl Leach 802-888-5102

**Programs**  
Rotating Members

**Newsletter**  
Sharon Perry 802-326-3135

**Block of the Month**  
VACANT

**Sunshine Cards**  
Hilda Tallman 802-888-3808

**Membership**  
Denise Mayo 802-585-5876

**Librarian**  
Jan Kuhn 802-851-8341

**Sunshine Quilts**  
Marion Seasholtz 802-635-2731

Common Threads Quilt Guild  
meets the 2<sup>nd</sup> Thursday,  
March through December,  
at 6:30 p.m. at the  
VFW, 28 VFW Street,  
in Morrisville

Dues = \$20 annually



### 2025 - 2026 Guild Calendar

**DOORS OPEN AT 6:00 PM;  
MEETING STARTS AT 6:30 PM**

- September 11<sup>th</sup> Creating Quilts with Electric Quilt 8 with Sharon Perry
- October 9<sup>th</sup> Piecing Together Memories with Jane Paine
- November 13<sup>th</sup> Label Your Quilts With Carolyn Babcock & Sharon Perry **RESCHEDULED**
- December 11<sup>th</sup> Holiday Potluck Papercrafting with Jane Paine **CANCELLED**

### 2025 - 2026 Guild Calendar

**DOORS OPEN AT 6:00 PM;  
MEETING STARTS AT 6:30 PM**

- January NO MEETING
- January 17<sup>th</sup> Sunshine Quilt Workshop, 9 am - 3 pm  
Johnson Town Hall
- February NO MEETING
- February 28<sup>th</sup> Sunshine Quilt Workshop, 9 am - 3 pm,  
Johnson Town Hall

### 2025 - 2026 Guild Calendar

**DOORS OPEN AT 6:00 PM;  
MEETING STARTS AT 6:30 PM**

- March 12<sup>th</sup> Label Your Quilts With Carolyn Babcock & Sharon Perry
- April 9<sup>th</sup> No program
- May 14<sup>th</sup> Meeting Cancelled
- June 11<sup>th</sup> Guild Operations & Officers**
- July 9<sup>th</sup> TBD
- August 13<sup>th</sup> Summer Potluck\*  
\*Potluck Dinner starts at 6:00 pm



# Treasurer's Report

<b>Beginning Balance 4/20/2026</b>		<b>\$4,243.97</b>
Income		
		\$0.00
	<i>Total Income</i>	\$0.00
		<i>Subtotal</i>
		<b>\$4,243.97</b>
Expenses		
Check 638 Andrea Blaisdell, Reimbursement for Sunshine Quilt Backing Fabric		\$126.99
	<i>Total Expenses</i>	\$126.99
<b>Ending Balance 5/20/2026</b>		<b>\$4,116.98</b>

Respectfully submitted,  
Cheryl Leach, Treasurer



## PROGRAMS: LOOKING AHEAD...

**June 2026:** Guild Operations & Officers

**September 2026:** TBD (any takers?)

**July 2026:** TBD (any takers?)

**October 2026:** Trunk Show with Nina Clotfelter

**August 2026:** Summer Potluck; potluck dinner starts at 6:00 pm

**November 2026:** Possible QOV Program

## QUILT TIPS

- Are you dealing with shrunken selvages causing the fabric to cup? Clip 1/4" or so into the selvage at regular intervals. Now the fabric lays flat rather than cupping. Use close cuts when the fabric is really cupped and more widely spaced ones for fabric that's just a little tight.
- To celebrate the birthday of a quilting friend, use a "jelly roll" (or try cutting your own "jelly roll" strips), insert candles, and present it as birthday cake for your friend. NOTE: Don't light the candles... it's just a fun gift presentation!
- Whenever you need a pin cushion, it is usually on the other side of your sewing room. Solve this problem by having several: one at your cutting area; one on the ironing board; and one at the sewing machine. When one get filled (usually the one at the machine), move it to one of the other spots, and move the one with the fewest pins to the machine. It will keep you from always having to get up and find a pin cushion!
- After you making your purchase of fabric at/from a quilt shop, use a permanent pen to write in the name, phone number, and website address (if appropriate) of the quilt shop along the fabric selvage. Include the date of your purchase on each piece. It's almost impossible to remember which fabrics came from which place; you may want to purchase more, and this is how you will find the source again.

# Secretary's Report

## COMMON THREADS MEETING MINUTES

April 9, 2026 (May meeting cancelled so no May minutes)

**Greeting:** Meeting opened at 6:30 pm by President Cheryl Leach.

**# present:** 21

**Visitors:** None

**Birthdays:** Happy Birthday to April birthdays, Jessica Merriam, Sharon Witbeck, Tracey Morin, and Patricia Donnelly.

**Drawings:** **Just for coming** – Jessica Merriam; **Food shelf** – Melody Chase.

**Secretary's Report:** Robin Wheel moved to accept, Jane Langdell seconded. No discussion, motion carried.

**Treasurer's Report:** Robin Wheel moved to accept, Jane Langdell seconded. No discussion, motion carried.

**Sunshine Cards:** None this last month.

**Block of the Month:** 4 blocks received for the December block, Jane Langdell won.

**Volunteer(s) needed to continue this program.**

**Membership** – New membership lists distributed.

**Old Business:** Jan Kuhn reported that the board at Sterling View would like us to move the shed out. They would be willing to buy it for the right price. Past discussions included getting an 8 X 10 storage box and putting it on Andrea Blaisdell's property if we sold it. Jan was able to tell the board president our price of \$3800, and she was told they would agree to that. Board meeting is coming up and that will be confirmed.

Robin Wheel moved to sell the shed to Sterling View for \$3800, seconded by Jane Langdell. Motion passed on voice vote.

### New Business:

- Carol Moulton mentioned that batting had been donated to the guild. Cheryl offered to pick it up and get it to Andrea or Marion.
- Payment for the use of the VFW is a quilt for them to raffle. Recommendation is to donate a completed Red, White, and Blue quilt with blocks we made for our QOV program. Consensus agreed.

### Reminders:

- Franklin County Quilt Show this weekend.
- Champlain Quilt Show at Holy Family Parish Center this month.
- In conjunction with the Franklin County Quilters Guild and the Champlain Valley Quilt Guild of Vermont, we will have a speaker and possibly a workshop in October given by Nina Clotfelter. If you are interested, save the dates between October 8th through 11th.

**Program:** No program

**Sew and Tell:** Started at 7:00 pm

**Adjourn:** 7:20 pm

Respectfully submitted.

Robin Wright, Secretary



### SUNSHINE CARDS FOR OUR MEMBERS

If you know of a guild member who is in need of encouragement or comfort due to an illness, bereavement, etc., please contact Hilda Tallman, 802-888-3808. She will send out an appropriate card.

### GUILD MEETING LOCATION

The Common Threads Quilt Guild meets on the 2<sup>nd</sup> Thursday of the month, March through December, at the Morrisville VFW, 28 VFW Street, behind the River Arts Center on Pleasant Street in Morrisville.



*Celebrate National  
— Rose Month —*

**JUNE IS SUCH A BONNY TIME**  
By Annette Wynne

June is such a bonny time—  
Bird and flower weather—  
Time for song and love and rime—  
Time to be together;  
Time for hoops and sails and wings,  
Butterflies and happy things.



Jane Paine	June	12
Bonnie Griswold	June	14
Marion Seasholtz	June	21

**FEATURED VIDEO TUTORIAL  
FOR JUNE:**  
<https://www.youtube.com/watch?v=wNpiJxUiJMI>  
**Sew Cute Runner for June**  
 Shabby Fabrics

*...and many more!!!*





## Recipe Corner

### SPANAKORIZO

1 cup medium-grain rice, like Arborio or Bomba rice  
 1 bunch scallions (about 6), divided  
 ¼ cup extra-virgin olive oil  
 10 oz. fresh baby spinach (about 9 cups)  
 1 tablespoon finely chopped garlic  
 1½ teaspoons kosher salt  
 ½ teaspoon black pepper  
 1½ cups water  
 3 tablespoons chopped fresh dill  
 2 tablespoons chopped fresh mint  
 2 tablespoons unsalted butter, cubed  
 ½ teaspoon grated lemon zest, plus 3 tablespoons  
 fresh juice (from 1 medium lemon), divided  
 2 ounces feta cheese, crumbled (about 1/2 cup)  
 Fresh dill fronds  
 Fresh small mint leaves

Place rice in a large bowl and cover with cold water. Agitate using your hand to release excess starch; drain. Repeat process 4 to 5 times until water is mostly clear. Drain and cover with cold water. Let soak at room temperature, uncovered, for 20 minutes. Drain rice well and set aside.

While rice is soaking, thinly slice white and light green parts of scallions; set aside. Thinly slice dark green parts of scallions to equal 1/4 cup; place in a small bowl. Cover using a damp paper towel and set aside until ready to serve. Reserve remaining dark green parts of scallion for another use.

Heat oil in a medium Dutch oven over medium-high. Add reserved sliced white and light green parts of scallions; cook, stirring occasionally, until softened, about 2 minutes. Add spinach, garlic, salt, and pepper; cook, stirring constantly, until spinach is wilted, about 2 minutes. Add drained rice; cook, stirring constantly, until rice is well coated in oil, about 2 minutes. Add 1 1/2 cups water; bring to a boil over high. Reduce heat to maintain a simmer; cover and cook, undisturbed, for 18 minutes. Remove from heat and let stand, covered, for 10 minutes.

Remove lid from Dutch oven and stir in dill, mint, butter, and lemon juice. Transfer to individual plates or a platter; top with feta, reserved dark green parts of scallions, lemon zest, dill fronds, and mint leaves. Serve immediately.

### SPINACH – STRAWBERRY SALAD

For the pecans:

2 tablespoons butter  
 1½ cups pecan halves

½ cup sugar

For the dressing:

⅔ cups white vinegar

½ cup sugar

2 teaspoons salt

2 teaspoons mustard (I used Dijon)

3-4 scallions chopped

2 cups vegetable oil

2 teaspoons poppy seeds

For the salad:

1 pound fresh spinach, washed and thick stems removed, then torn

2 cups sliced celery

1 pint fresh strawberries, hulled and sliced

For the pecans:

Melt butter and sugar in heavy skillet, stir in pecans and cook until coated and browned slightly (burns easily). Cool on waxed paper or foil.

For the dressing:

Combine the dressing ingredients and whisk until emulsified.

For the salad:

Assemble salad ingredients. Dress and add pecans at last minute.

**Recipe Note:** Dressing recipe makes too much for salad, so add to taste.

### SPINACH ARTICHOKE DIP

14 ounce can artichoke hearts, drained and chopped

½ cup sour cream

½ cup mayonnaise

8 oz cream cheese, , room temperature

1 cup fresh grated parmesan cheese, loosely measured

1 clove garlic, minced

½ cup spinach, frozen, thawed and liquid squeezed out


Preheat oven to 350°F. Mix together sour cream, mayo, cream cheese, drained spinach, artichoke hearts, garlic and ¾ cup parmesan cheese. Combine until smooth.

Place in a greased baking dish (most pan sizes around 8×8-inch will work) or a glass pie dish. Sprinkle remaining parmesan cheese on top. Bake in preheated oven for about 20 minutes or until hot and bubbly. Serve warm with crackers or bread.




# Bonus Block

## June 2026



### Colors:

Any color for the rosebud & greens for the leaves with white background



**PATTERN: ROSEBUD**

Pattern from [Patchwork Square](#)

Click the link below for the 12" finished block pattern

[Rosebud\\*](#)

\*Scroll down to the green download button



### JOHNSON TOWN HALL SEWING DAYS

Sewing weekends are open again at the Johnson Town Hall. We set up on the second floor of the Town Hall (elevator available). Large tables are available plus ironing stations and a cutting table.

We meet on the first and third weekend of the month, arrival after 8 am, but you can sew as late as you want. A \$2 daily donation is requested, going to the Town of Johnson for use of the space.

At this time we are planning to have a mailing list only for change of plans, you can send your email to Robin Wright, [growingfarm00@gmail.com](mailto:growingfarm00@gmail.com) or Hilda Tallman, [sammnvt57@yahoo.com](mailto:sammnvt57@yahoo.com) to be on that list. Reminder emails the week before will no longer be going out.

All crafters are welcome!



### JUST ASK SALLY MAGUNDI


Dear Sally...Recently I read about Organ brand machine sewing needles. The story was that they are the same needles as name brand needles but cheaper in price. Is this too good to be true?

Signed: "Asking pointed questions."


Dear Pointed:

The choice of needles to use in your machine is a deeply personal one, based on cost, experience, what your mother told you, country of origin (yours and the needles') what the weather has been like recently and some Jungian archetypes that have not yet been discovered. I sympathize with your dilemma. FOMO vs Safety. Something new vs tried and true. But this decision is so fraught that I cannot help you. You are on your own.

Sally



## EMBROIDERY PATTERN FOR JUNE ROSES



## LINK TO BARN QUILT TRAIL OF NORTHERN VERMONT

<http://www.barnquiltsfornorthernvermont.org/>

**NEWSLETTER IDEAS WANTED:** Do you have a recipe you'd like to share with guild members? Or maybe you've found a great quilting website or blog you'd like to share. Or you've visited a quilt shop within an easy drive which had bargains or a fabric selection no quilter should miss. If so, send an email to [CommonThreadsVT@gmail.com](mailto:CommonThreadsVT@gmail.com), and the newsletter editor will do her best to include it in the next newsletter. Although welcome, your input doesn't have to be a complete article. It could be a few bullets which convey your message. The editor will fill out the article as needed.

**Deadline for articles for next newsletter:**

**Saturday, June 20<sup>th</sup>, 2026**

Please email articles to Sharon Perry, [CommonThreadsVT@gmail.com](mailto:CommonThreadsVT@gmail.com),  
or mail to PO Box 517, Montgomery Center VT 05471



*June is National Iced Tea Month*



*"Spring being a tough act to follow, God created June."  
~ Al Bernstein*