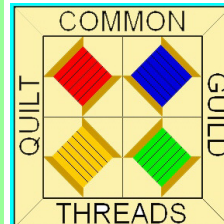


Common Threads Quilt Guild

June 2014



From the President

The most fun in quilting comes when you have a specific purpose in mind for what you are making. I have a young neighbor graduating High School, who loves hunting—hunting motif lap quilt. I now have a grandson graduating Army Basic Training and also getting married, therefore, another quilt to plan. I am traveling to Ft. Benning GA for the ceremonies May 22. After that going with friends to the Great Smoky Mountains. Perhaps they are Great because I found so many quilt shops listed for the area. Sure hope I find some of them. It is always nice to see regional stores and look for new ideas. Hope all are enjoying the warmth of Spring and all the blooming flowers and trees and drawing inspiration from them. Aren't the various shades of green beautiful? See you at the June meeting, maybe with an inspired idea from the South.

Pat Slack, President



Treasurer's Report Common Threads Quilting Guild.

April 15, 2014 - May 14, 2014

Cash forward April 15, 2014		\$4,476.65
Deposits		
5/2/2014 Cookbooks	\$ 30.00	
Fall Classes	\$ 144.00	
T-shirts	\$ 65.25	
		\$ 239.25
5/7/2014 Fall Classes	\$ 72.00	
T-shirt	\$ 18.75	
		\$ 90.25
Total Revenue		\$4,806.15
Expenses		
ck.#		
5/3/2014 #294 Mary Dick (newsletter)	\$ 19.29	
Total Expenses		\$ 19.29
Cash Balance May 14, 2014		\$4,786.86

Summary - Cookbooks

May 2, 2014

Receipts 2013	\$ 2,330.00
" 2014	\$ 140.00
Total Deposits	\$ 2,470.00
Sold in shops, but money not rec'd	\$ 80.00
Total.....	\$ 2,550.00

Mary indicates that
72 books
unsold/on hand

Expense: (330 cookbooks) \$ 1,275.00

Profit to Date: \$ 1,275.00

Rita Lehouillier Treasurer




- PRESIDENT**
Pat Slack
644.5404
- VICE PRESIDENT**
Andrea Blaisdell
635.8389
- SECRETARY**
Rhonda Griswold
888.5877
- TREASURER**
Rita Lehouillier
888.6465
- MEMBERSHIP**
Doreen Noyes
888.5095
Martha Corey
635.7056
- NEWSLETTER**
Mary Dick
888.4250
- SUNSHINE CARDS**
Lilalee Fisher
888.1908
Millie Piper
888.3433
- PROGRAMS**
Sheila Cross
635.7469
Hilda Tallman
888.3808
Cindy Smorgans
644.5880
- CHARITY QUILTS**
Marion Seasholtz
635.2731
Martha Corey
635.7056
Linda Worth
888.8926
Anita Morris
888.7981
'Ruth Wesolow
888.3309

**Guild meetings are the 1st
Thursday of the month at
Sterling View Clubhouse
at 6:30 PM**

Secretary's Report

May 1, 2014



Call to order at 6:30pm.

30 people present.

1 guest, no new members, 4 birthdays

Drawings for Just for Coming - Ellie Murphy

Food Shelf - Mary Dick

Secretary's report - motion to accepted by Phyllis Fletcher, seconded by Marion Seasholtz, passed.

Treasurer's report - motion to accepted by Marion Seasholtz, seconded by Hilda Tallman, passed.

Newsletter - nothing new

Sunshine cards - none sent

Membership - no new members

Sunshine Quilts - kits are available

Program Committee - tonight Andrea explained how to make the Bingo card square - patterns handed out and a Quilt Square word game from Fons and Porter.com occurred after the main business meeting.

June program will be a demo of the 60 degree runner

July program will be the Bingo and potluck

August the Teacup Auction will take place - bring no more than 3 items for the auction

September will be Jane Frenke Trunk Show on Thursday night's meeting - held at Sterling View; at the Johnson

Town Hall, on Friday, September 5, she will hold the dye class; Saturday, September 6, will be the quilt class.

Payment for the classes will be needed at June's meeting.

Recurring Business

Hints for the month - Elaine Foster shared a bone poker for making corners and a bobbin holder from the Clothilde catalog (now Annie's)

Marilyn Bennett shared a favorite book and a fusible web pressing sheet.

Next month Caroline Hitchcock, Linda Worth, and Ellie Murphy will share a hint

Library - Sharon was not present

Block of the Month - Sally collected 30 blocks and Lila was the winner of the collection of blocks. Next month True Blue is the block with turquoise and browns/tans.

Cookbooks - Mary still has about 50 cookbooks. If you are going to go to a show or Craft fair as a vendor please let her know and she can give you some to sell.

Old Business

Nominating committee reported and there will be voting at June's meeting.

T-shirts, etc. Andrea reported there are at least 5 shirts available with our logo - a blue background seems to be the best choice; cap sleeves/v neck will cost \$16.50, the crew neck will be \$16, the long sleeved tee will be \$25, the hooded sweatshirt will be \$31, and the zipper, no hood sweatshirt (dark blue) will be \$31. The shirts will be from Linda Lee Monograms in Newport. They require no minimum and gave us a 20% discount. You could have a bag or your own shirt monogrammed, too, if you take it to them. There will be another order later on, too.

Lacing Up walk - packets are available from Millie and Rita. Collections can be handed in the week before but can be delivered the day of the walk.

The Green Mt. Quilt guild meeting will be on May 17th.

Flo was not at tonight's meeting to update the quilt appraisal.

New Business

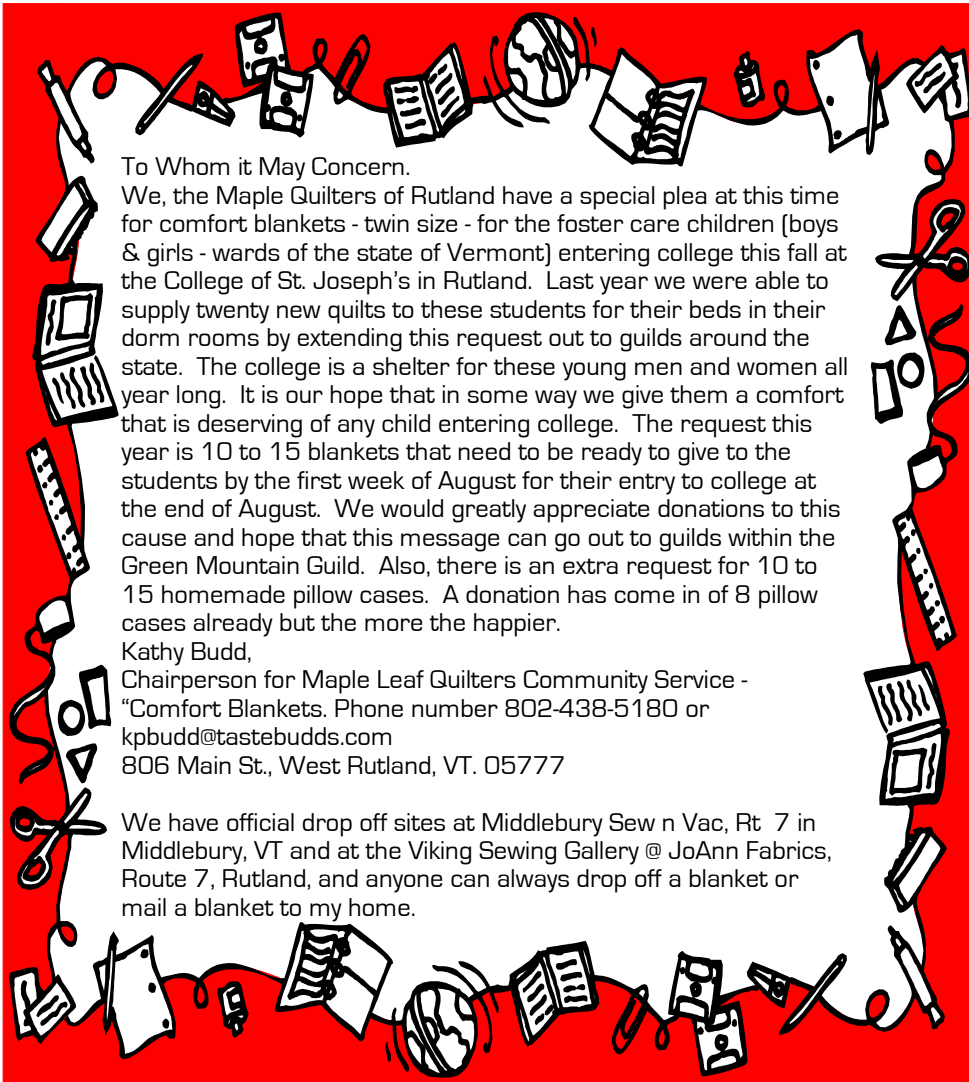
The Sunshine Committee needs new volunteers as Lila and Millie would like to retire.

Andrea explained the Bingo Block - 2 1/2 inch squares in a 5 by 5 pattern with B - greens, I - blues, N - purples and pinks, G - reds, and J - yellows. The center square is black. Bring buttons to use a chips. You can donate the blocks for charity quilts.

Sew and Tell and then the program - Quilt Square Game and Ellie Murphy, Mary Dick, Molly, Julie and Phyllis Fletcher won prizes.

Meeting ended at 8:00.

Rhonda Griswold Secretary



To Whom it May Concern,

We, the Maple Quilters of Rutland have a special plea at this time for comfort blankets - twin size - for the foster care children (boys & girls - wards of the state of Vermont) entering college this fall at the College of St. Joseph's in Rutland. Last year we were able to supply twenty new quilts to these students for their beds in their dorm rooms by extending this request out to guilds around the state. The college is a shelter for these young men and women all year long. It is our hope that in some way we give them a comfort that is deserving of any child entering college. The request this year is 10 to 15 blankets that need to be ready to give to the students by the first week of August for their entry to college at the end of August. We would greatly appreciate donations to this cause and hope that this message can go out to guilds within the Green Mountain Guild. Also, there is an extra request for 10 to 15 homemade pillow cases. A donation has come in of 8 pillow cases already but the more the happier.


Kathy Budd,
Chairperson for Maple Leaf Quilters Community Service -
"Comfort Blankets. Phone number 802-438-5180 or
kpbudd@tastebudds.com
806 Main St., West Rutland, VT. 05777

We have official drop off sites at Middlebury Sew n Vac, Rt. 7 in Middlebury, VT and at the Viking Sewing Gallery @ JoAnn Fabrics, Route 7, Rutland, and anyone can always drop off a blanket or mail a blanket to my home.

Common Threads Sunshine Quilts size guidelines

Hospital birthing center
38" x 38" up to 40" x 40"
Lap quilt in all themes;
men, women, children
42" x 50"
Twin 65" - 72" wide x
90" - 100" long
Full/Queen 90" - 92" wide x
98" - 104" long
These are approximate sizes.

**The size that we use the most
of right now is the lap size**



Please remember to put
your name in finished
kits, tops and quilts that
you bring in so that you
are eligible for the
prizes - also, if you use
your own fabric for a
quilt top just write 'my
stash' so you get the
extra credit.
Thank you!



Programs

June: We will have a demonstration of making the 60 degree ruler table runner.


July: Pot luck and Bingo night. Bring something to eat, your bingo square, buttons for place markers, and a fat quarter.

August: Teacup auction. Bring something to be auctioned off.

September 4th - 6th: Jane Frenke will be with us at our meeting. She will be running a class on fabric dyeing on Friday and a class with curved leaves using the fabric you dyed (or not) on Sat. Still time to sign up. Classes are \$40 and \$32 respectively. Check out her web site at fiestafibers.com

Program committee is looking for new faces. Let Andrea know if you are interested.

Cindy, Sheila, and Andrea



The Book Nook

RECENT ADDITIONS TO THE LIBRARY

The guild's library holdings now stand at 3358 books. The most recent additions include Quilting Season by Debbie Caffrey and Growing Up with Quilts: 15 Projects for Babies to Teens by Mimi Dietrich and Sally Schneider.

For those with internet access, you can peruse the library list in the comfort of your own home. The list for the CTQG library is at commonthreadsvt.org/ctqglibrary. If you have any suggestions for additions to the library, please let Sharon Perry know. The library has a yearly budget of \$150, and Sharon plans to make some more purchases for the library this year.

If you'd like to "check out" any of the guild's library books, please contact Sharon at 326-3135 or email vtquilter@gmail.com to let her know which books you'd like. She'll bring them to the next guild meeting or make arrangements to get them to you.

Sharon Perry, Librarian



Cancer Walk



The Common Threads Quilt Guild will participate in the Cancer Walk held at People's Academy race track June 21st. This is an important event for Lamoille County raising funds to help citizens of Lamoille County who are suffering from Cancer. This organization is an all-volunteer organization; therefore all funds raised benefit our local citizens.

We urge you to support this event, by donating or participating in the walk the 21st. Thank you.



Happy Birthday!

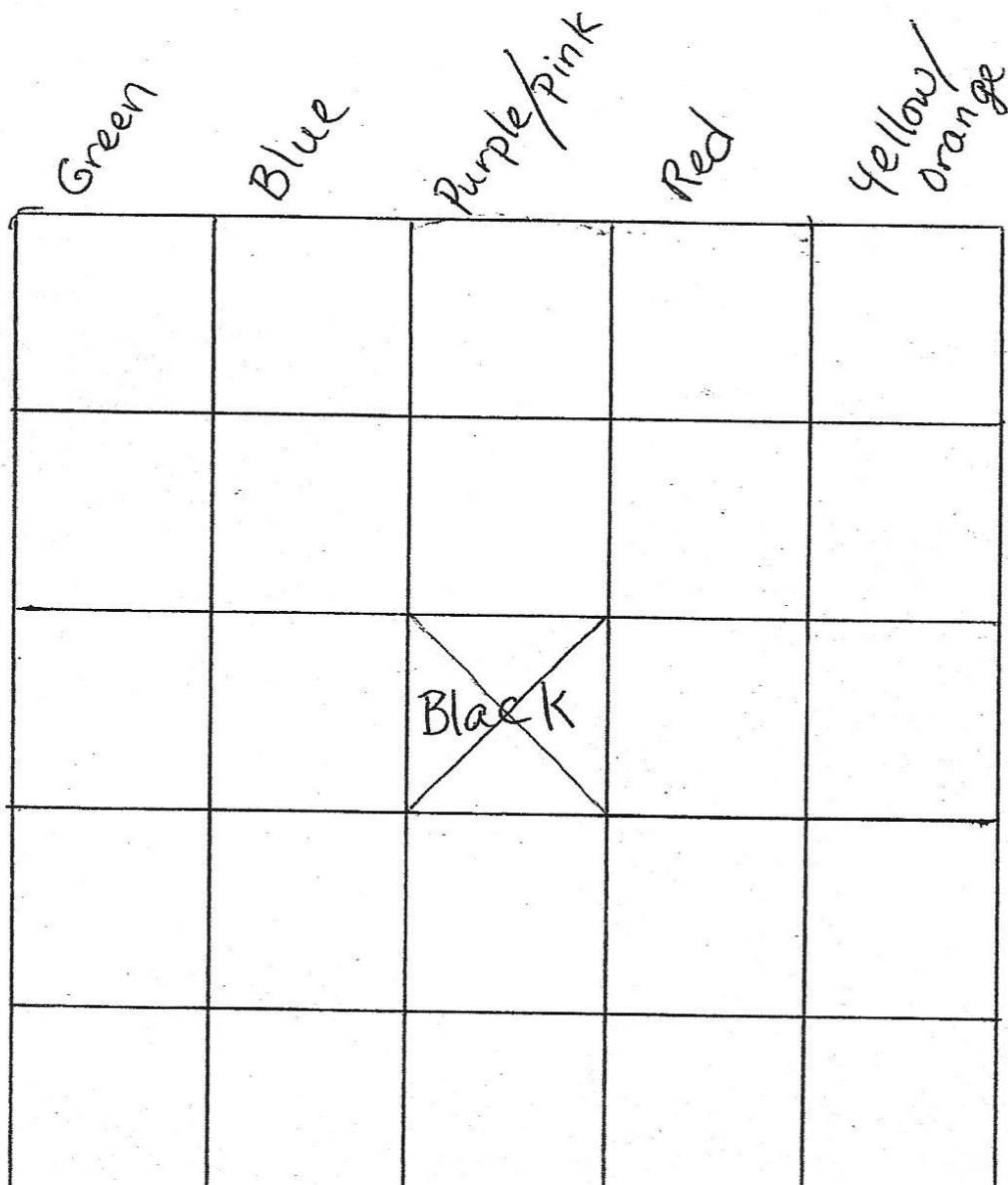
- | | |
|------------------|---------|
| Kathleen Manning | June 11 |
| Rhoda Reed | June 11 |
| Marion Seasholtz | June 21 |
| Shirley Duso | June 23 |
| Joyce LaRow | June 25 |
| Rita Lehouillier | June 27 |
| Ellie Murphy | June 29 |

Don't forget your contribution to the Food Shelf



Happy Birthday!





Make a charity quilt with the fabric game cards after the event.
—Liz

for example). The black center square is a free space.

A player wins by being the first to cover one row of five squares in any direction. Players should play as fast as they can and must yell “Bingo” before another player does in order to win. Speed and hand/eye coordination are the keys to winning.

GAME CARD INSTRUCTIONS

Materials for 1 (10½") card
(Each fabric must be chosen from one of the following categories: batik, floral, geometric, heart, leaf, metallic, holiday, novelty, paisley, plaid, solid, star, stripe, or 1930s print. Use a black print for the center square.)

- 5 (2½") squares assorted yellow and orange prints
- 5 (2½") squares assorted red prints
- 5 (2½") squares assorted blue prints
- 5 (2½") squares assorted green prints
- 4 (2½") squares assorted pink and purple prints
- 1 (2½") square black print

Block Assembly

1. Referring to photos of blocks, join 5 yellow/orange print squares to make 1 row. In the same manner,

make 1 red, 1 blue, and 1 green row.

2. Join 2 pink/purple squares. Make 2 pink/purple pairs. Join one pink/purple pair to each side of black square to complete pink/purple row.
3. Join rows, placing pink/purple row in center, to complete 1 Bingo Game Card block.



Permission is granted by

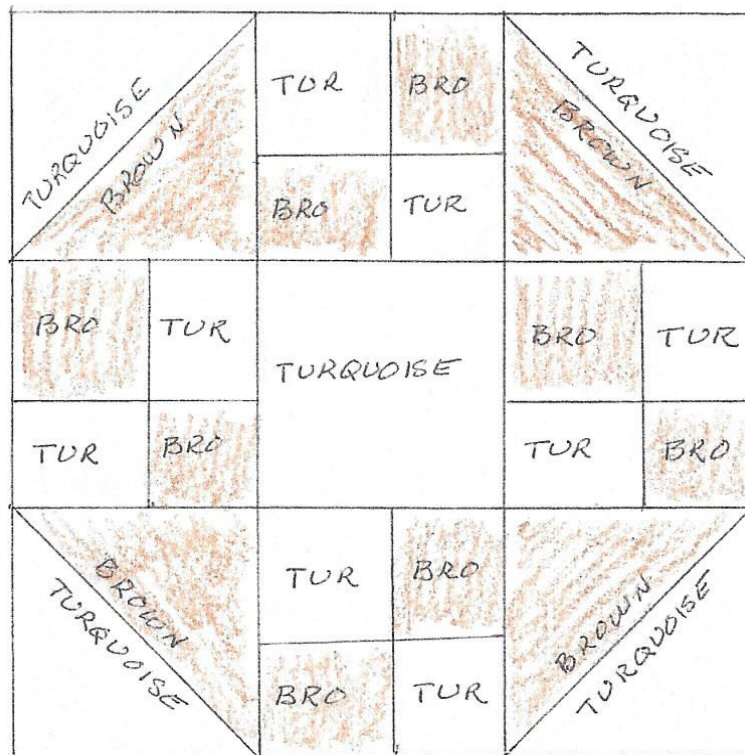



WEB
EXTRA

Download calling card sheets from our Web site at: www.FonsandPorter.com/bingo.

June's block is TRUE BLUE - absolutely no rhyme or reason for choosing it.

COLORS: brown/tan and turquoise



CUT: from turquoise - two $3 \frac{7}{8}$ " squares cut diagonally; one $3 \frac{1}{2}$ " square; eight 2" squares

from brown - two $3 \frac{7}{8}$ " squares cut diagonally; eight 2" squares


SEW: one turquoise triangle to one brown triangle 4 times. Square to $3 \frac{1}{2}$ " if needed.

one turquoise 2" square to one brown 2" square 8 times, make 4 four patches from these. Square to $3 \frac{1}{2}$ " if needed.

Arrange in a 9 patch with the turquoise $3 \frac{1}{2}$ " square in the center and the half-square triangle units in the corners, turquoise to the outside. Watch the placement of the 4 patches. The turquoise color should make a sort of paddlewheel shape with the center square.

Not very difficult and different colors - might be nice. And I was going to say no typos, but I do see one, but that is fewer than usual.

June Redwork Pattern
Courtesy Sharon Perry



**NEXT
MEETING
JUNE 5
AT
6:30 PM**

SUMMER

