


Volume 5

ON POINT

The Official Newsletter
of the Common Threads Quilt Guild of Lamoille County
in Morrisville, Vermont

<http://commonthreadsvt.org/>

CommonThreadsVT@gmail.com



Issue 8

The President's Block

Hello Quilting Friends,

March is one of my favorite meetings because we get to see what you have made during our break and it is always fantastic. I want to give a great big thank you to Carolyn and Sharon for their presentation on how and the importance of labeling our quilts.

I'm beginning to see some bare ground at my house which gives me hope for spring and the explosion of the shades of greens and spring flowers, unfortunately it is also mud season for those of us that live on dirt roads but you have to take the good with the bad.

Your President until September,
Cheryl Leach, 2025-2026

THINK SPRING FLOWERS!!!



President

Cheryl Leach 802-888-5102

Vice President

Lisa Vilord 802- 279-7292

Secretary

Sheila Jourdan 802- 279-0969

Robin Wright 802-635-9550

Treasurer

Cheryl Leach 802-888-5102

Programs

Rotating Members

Newsletter

Sharon Perry 802-326-3135

Block of the Month

VACANT

Sunshine Cards

Hilda Tallman 802-888-3808

Membership

Denise Mayo 802-585-5876

Librarian

Jan Kuhn 802-851-8341

Sunshine Quilts

Marion Seasholtz 802-635-2731

Common Threads Quilt Guild
meets the 2nd Thursday,
March through December,
at 6:30 p.m. at the
VFW, 28 VFW Street,
in Morrisville

Dues = \$20 annually



APRIL 2026

2025 - 2026 Guild Calendar

DOORS OPEN AT 6:00 PM;

MEETING STARTS AT 6:30 PM

September 11th Creating Quilts with Electric
Quilt 8 with Sharon Perry

October 9th Piecing Together Memories
with Jane Paine

November 13th Label Your Quilts
With Carolyn Babcock
& Sharon Perry RESCHEDULED

December 11th Holiday Potluck
Papercrafting with Jane Paine CANCELLED

2025 – 2026 Guild Calendar

DOORS OPEN AT 6:00 PM;

MEETING STARTS AT 6:30 PM

January NO MEETING

January 17th Sunshine Quilt Workshop,
9 am – 3 pm

Johnson Town Hall

February NO MEETING

February 28th Sunshine Quilt
Workshop, 9 am – 3 pm,
Johnson Town Hall

2025 – 2026 Guild Calendar

DOORS OPEN AT 6:00 PM;

MEETING STARTS AT 6:30 PM

March 12th Label Your Quilts
With Carolyn Babcock & Sharon Perry

April 9th TBD

May 14th TBD

June 11th TBD

July 9th TBD

August 13th Summer Potluck*
*Potluck Dinner starts at 6:00 pm



Treasurer's Report

Beginning Balance 2/20/2026		\$4,702.97
Income		
3/19/2026 Annual Dues		\$40.00
	<i>Total Income</i>	<u>\$40.00</u>
		<i>Subtotal</i> \$4,742.97
Expenses		
	<i>Total Expenses</i>	<u>\$0.00</u>
Ending Balance 3/20/2026		\$4,742.97

Respectfully submitted,
Cheryl Leach, Treasurer



PROGRAMS: LOOKING AHEAD...

April 2026: TBD (any takers?)

July 2026: TBD (any takers?)

May 2026: TBD (any takers?)

August 2026: Summer Potluck; potluck dinner starts at 6:00 pm

June 2026: TBD (any takers?)

26TH ANNIVERSARY SPRING QUILT SHOW IN ST ALBANS

The Franklin County Quilters Guild hosts its 26th Anniversary Quilt Show on Saturday, April 11th and Sunday, April 12th, 2026 in the St. Albans City Hall, 100 North Main Street. This event is FREE and open to the public. On Saturday the quilt show hours are 9:00AM to 4:00PM while on Sunday the doors will open at 10:00AM until 3:00PM.

The St. Albans City Hall will be filled with many beautiful quilts for display. In addition to viewing the many quilts, show attendees can browse the Members' Boutique and take a chance on the guild's Raffle Quilt beautifully constructed by Helen Short and Denise Chase with long arm quilting by Diane Comeau of Cadi Corners LLC; see attached photo. On the street parking is available as well as a parking garage that can be accessed from either Lake or Federal Streets. The city's coffee shops, restaurants and stores are open on Saturday and some have limited hours on Sunday.

With this year being the Semiquincentennial Anniversary of the signing of the Declaration of Independence .a major national milestone celebrating America's founding and its journey over 250 years, there will be a special quilt challenge called "Celebrate America". Guild members have been creating challenge quilts that depict Celebrate America and what it means to them.

QOV (Quilts of Valor) will be presenting quilts to veterans on April 11th at 11am and 2pm and on Sunday April 12th at 1pm. The quilts that are presented to a veteran are designed to comfort, heal, and honor their service.

Throughout the day, guild members and vendors will provide demonstrations of various quilting techniques. Some of the quilts that members make and donate to charities such as Spectrum Youth, VNA & Hospice of the Southwest Region, fires and other disasters will be on display. The guild has donated thousands of quilts to charities and individuals since it was founded in 1991.

Secretary's Report

COMMON THREADS MEETING MINUTES

March 12, 2026

Greeting: Meeting opened at 6:30 pm by Cheryl Leach.

present: 23

Visitors: Joan Aither

Birthdays: Happy Birthday to December birthdays – Bev Ryder, Mina Ayers, and Lisa Vilord. January birthdays – Nancy Dunavan, Jan Kuhn, Carol Moulton, and Sheila Jourdan. February Birthdays – JoAnn Tallman and Joyce Emerson. March birthdays – Sally Cabell, Lizzy Perry, Sandra Sciotto, Pat Schweidenback and Andrea Blaisdell.

Drawings: Just for coming – Sharon Witbeck Food shelf – Jessica Merriam.

Secretary's Report: Sharon Perry moved to accept secretary's report from November meeting. Second, by Carol Moulton. Motion carried.

Treasurer's Report: Sharon Perry moved to accept treasurer's reports for October through January. Second, by Donna Hamel. Motion carried.

Sunshine Cards: Hilda Tallman not present. New volunteer wanted to do Sunshine cards.

Block of the Month: New block –Block from December handed out. December colors recommended. Lisa Vilord has stepped down as Block of the month coordinator. New volunteer(s) needed. Can continue with block of the month or it can become whatever you would like such as a Mystery quilt.

Sunshine Quilts: Sharon Perry moved to authorize Andrea and Marion to purchase 3 quilt batting rolls and for the guild to reimburse for gas to pick them up. Estimated cost \$276 plus gas. Second by Sharon Witbeck. Motion carried.

*Volunteers needed for a Sunshine Quilt Committee.

New Business:

- The cabinet has been moved to the shed from the fellowship hall.
- A nominating committee is needed to find nominees for the following positions:
 - President
 - Vice President
 - Treasurer
 - Sunshine Cards

Announcements:

- Franklin County Quilt Show will be the 2nd weekend in April at the St. Albans City Hall.
- Sheldon Historical Society is interested in doing a show of Red, White & Blue quilts featuring the Quilts of Valor Program. Looking for quilts – the story behind the quilt is welcomed.

Program: 7:00 pm – “It is all about labels” with Sharon Perry and Carolyn Babcock. Prize for attending won by Joan Aither.

Sew and Tell: Started at 8 pm

Adjourn: 8:10 pm

Respectfully submitted.

Robin Wright, Secretary




SUNSHINE CARDS FOR OUR MEMBERS

If you know of a guild member who is in need of encouragement or comfort due to an illness, bereavement, etc., please contact Hilda Tallman, 802-888-3808. She will send out an appropriate card.

GUILD MEETING LOCATION

The Common Threads Quilt Guild meets on the 2nd Thursday of the month, March through December, at the Morrisville VFW, 28 VFW Street, behind the River Arts Center on Pleasant Street in Morrisville.



APRIL MOODS
By Lenore Hetrick

April changes her sweet mind
Every other second
With her many moods and minds,
Nothing can be reckoned.

I always carry an umbrella,
It serves for rain and sun!
I take my boots and out I go
To share in April's fun!



Jessica Merriam	April	6
Sharon Witbeck	April	17
Tracey Morin	April	18
Patricia Donnelly	April	27

FEATURED VIDEO TUTORIAL FOR APRIL:
<https://www.youtube.com/watch?v=D9CXsaT7Y-w>
Sew Cute Runner for April
 Shabby Fabrics

...and many more!!!



Recipe Corner

APRICOT-ORANGE CREAM SCONES

by Betty Crocker (from Deb Dusablon)

2 cups Gold Medal™ all-purpose flour
 3 tablespoons granulated sugar
 3 teaspoons baking powder
 2 teaspoons grated orange peel
 ½ teaspoon salt
 ½ cup chopped dried apricots**
 ½ cup white vanilla baking chips
 1⅓ cups whipping cream
 1 cup powdered sugar
 2 - 3 tablespoons orange juice

Heat oven to 400°F. Line cookie sheet with parchment paper. In large bowl, mix flour, granulated sugar, baking powder, orange peel and salt until well blended. Stir in apricots and baking chips. Add whipping cream all at once; stir just until dry ingredients are moistened.

On lightly floured surface, knead dough 6 or 7 times until smooth. Divide dough in half. Pat each half into 4 or 6-inch round wedges. Place 2 inches apart on cookie sheet.

Bake 10 to 13 minutes or until light golden brown. Cool 5 minutes. Meanwhile, in small bowl, mix powdered sugar and enough orange juice for desired drizzling consistency. Drizzle icing over warm scones. Serve warm.

**Also good with dried cranberries, golden raisins, blueberries or diced apples.

APRICOT GLAZED HAM

1 (8- to 10-lb.) fully cooked bone-in smoked half ham (not spiral-sliced)
 1 cup packed brown sugar
 1 cup apricot jam
 ½ cup Dijon mustard

Preheat oven to 300°F. Place ham in roasting pan, cut side down. With tip of sharp knife, make long cuts from top of ham to bottom, cutting through tough skin and fat; make perpendicular cuts to form diamonds. Cover with foil. Bake 1½ hour.

In medium bowl, whisk sugar, jam, mustard and 2 teaspoon pepper. Transfer 1 cup glaze to separate bowl; cover and refrigerate. Remove foil from ham. Brush some of remaining glaze all over ham. Bake, uncovered, another 1 to 1½ hours or until glaze is dark brown and internal temperature of ham has reached 140°F, brushing with glaze every 1/2 hour. Allow ham to rest 20 minutes before carving. Serve with reserved glaze.

APRICOT BARS

12 ounces dried apricots, chopped (1½ cups)
 1¾ cups sugar, divided
 ¾ cup butter, softened
 2 cups flour
 ½ teaspoon baking soda
 ½ teaspoon salt
 1 cup sweetened coconut, toasted
 ½ cup pecans, chopped

Preheat oven to 350°. Line a 9 x 13 pan with parchment paper.

In a small saucepan, cover chopped apricots with water and bring to a boil. Simmer for 20 minutes until soft. Drain, reserving ¼ cup water. Place ¼ cup water back in the saucepan and add ¾ cup sugar. Cook over medium heat until sugar has dissolved.

Add the cooked apricots back to the saucepan and turn off the heat.

In the bowl of an electric mixer, combine butter and 1 cup sugar and beat until fluffy, about 2 minutes. In a separate bowl, whisk together flour, soda and salt. Add to butter mixture and mix until combined. Add toasted coconut and pecans.

Place ¾ of the mixture into prepared pan, pressing it with the bottom of a measuring cup. Bake for 10 minutes until it is golden brown. Remove from oven and spread apricot mixture over the crust. Sprinkle the remaining crust over the top and bake an additional 25-30 minutes until the top is golden brown.

APRICOT DIJON GLAZED SALMON

4 (6 ounce) salmon fillets
 ¼ cup apricot preserves/jam
 1 tablespoon grainy mustard
 1 tablespoon Dijon mustard
 1 tablespoon low sodium soy sauce
 1 tablespoon lime juice
 2 teaspoons ginger, grated
 2 teaspoons garlic, grated

Place the salmon on a baking dish, brush with the mixture of the apricot preserves, mustards, soy sauce, lime juice, ginger and garlic and bake in a preheated 400F/200C oven until the salmon just starts to flake easily, about 10 minutes.



Bonus Block

APRIL 2026



Colors:

Christmas reds & greens
with cream/white
background



PATTERN: ROLLOF THE DICE

Pattern from [Patchwork Square](#)

Click the link below for the 12" finished block pattern

[Roll of the Dice](#)*

*Scroll down to the green download button



JOHNSON TOWN HALL SEWING DAYS

Sewing weekends are open again at the Johnson Town Hall. We set up on the second floor of the Town Hall (elevator available). Large tables are available plus ironing stations and a cutting table.

We meet on the first and third weekend of the month, arrival after 8 am, but you can sew as late as you want. A \$2 daily donation is requested, going to the Town of Johnson for use of the space.

At this time we are planning to have a mailing list only for change of plans, you can send your email to Robin Wright, growingfarm00@gmail.com or Hilda Tallman, sammnvt57@yahoo.com to be on that list. Reminder emails the week before will no longer be going out.

All crafters are welcome!



Champlain Valley Quilt Guild
of Vermont presents their

37th Quilt Show

"Star Struck"

April 24 - 26, 2026

Holy Family Parish Center
30 Lincoln Street
Essex Junction, Vermont



EMBROIDERY PATTERN FOR EASTER



LINK TO BARN QUILT TRAIL OF NORTHERN VERMONT

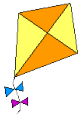
<http://www.barnquiltsfornorthernvermont.org/>

NEWSLETTER IDEAS WANTED: Do you have a recipe you'd like to share with guild members? Or maybe you've found a great quilting website or blog you'd like to share. Or you've visited a quilt shop within an easy drive which had bargains or a fabric selection no quilter should miss. If so, send an email to CommonThreadsVT@gmail.com, and the newsletter editor will do her best to include it in the next newsletter. Although welcome, your input doesn't have to be a complete article. It could be a few bullets which convey your message. The editor will fill out the article as needed.

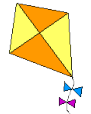
Deadline for articles for next newsletter:

Monday, April 20th, 2026

Please email articles to Sharon Perry, CommonThreadsVT@gmail.com,
or mail to PO Box 517, Montgomery Center VT 05471



April is National Kite Month



"April prepares her green traffic light and the world thinks, Go!" ~ Christopher Morley