

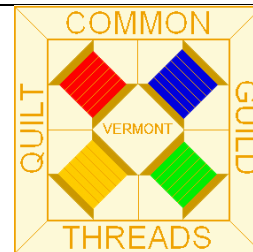
Volume 4

ON POINT

The Official Newsletter
of the Common Threads Quilt Guild of Lamoille County
in Hyde Park, Vermont

<http://commonthreadsvt.org/>

CommonThreadsVT@gmail.com



Issue 8

The President's Block

Greetings Quilting Friends,

The birds are singing and the snow is melting and I hope the flooding stays at a minimum.

It was great to see all of your smiling faces this past meeting and we should all be proud of how many quilt blocks were made. So thank you, and a special thank you to Jan Kuhn for the completed top and her donation of wide-back backing fabric. I'm very excited about dedicating our blocks for QOV quilt tops, so keep the blocks coming.

Well that is all for now. I'm going to my first ever quilt retreat in two weeks and I have nothing ready to sew. Wish me luck!!

Your Friend and President,
Cheryl Leach
2024-2025



President

Cheryl Leach 802-888-5102

Vice President

Lisa Vilord 802- 279-7292

Secretary

Sheila Jourdan 802- 279-0969

Robin Wright 802-635-9550

Treasurer

Cheryl Leach 802-888-5102

Programs

Rotating Members

Newsletter

Sharon Perry 802-326-3135

Sunshine Cards

Hilda Tallman 802-888-3808

Membership & Librarian

Jan Kuhn 802-851-8341

Sunshine Quilts

Marion Seasholtz 802-635-2731

Common Threads Quilt Guild
meets the 2nd Thursday,
March through December,
at 6:30 p.m. at the
Sterling View
Community Center
in Hyde Park

Dues = \$20 annually



APRIL 2025

2024 - 2025 Guild Calendar

**DOORS OPEN AT 6:00 PM;
MEETING STARTS AT 6:30 PM**

September 12th Trunk Show
with Karen Abrahamovich

October 10th B-I-N-G-O!

November 14th Lynn Carrier, Vermont
Coordinator for
Quilts of Valor

December 12th Holiday Potluck*
*Potluck Dinner starts at 6:00 pm

2024 – 2025 Guild Calendar

**DOORS OPEN AT 6:00 PM;
MEETING STARTS AT 6:30 PM**

January NO MEETING

January 25th Sunshine Quilt Workday

February NO MEETING

February 1st Sunshine Quilt Workday

March 13th "Can't Cut Into It" Fabric

April 10th TBD

2024 – 2025 Guild Calendar

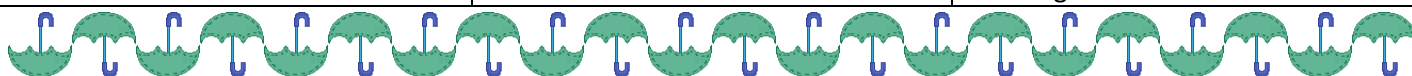
**DOORS OPEN AT 6:00 PM;
MEETING STARTS AT 6:30 PM**

May 8th Selvage Tote with
Robin Wheel

June 12th TBD

July 10th TBD

August 14th Summer Potluck



Treasurer's Report

Beginning Balance 2/20/2025		\$3,651.81
Income		
3/14/2025 Deposit (Membership \$20.00, Raffle \$230.00)		\$250.00
	<i>Total Income</i>	\$250.00
		<i>Subtotal</i>
		\$3,901.81
Expenses		
	<i>Total Expenses</i>	\$0.00
Ending Balance 3/20/2025		\$3,901.81

Respectfully submitted,
Cheryl Leach, Treasurer



DO YOU HAVE A PROGRAM SUGGESTION FOR THE APRIL MEETING???

Currently, there is **NO program** identified for the April meeting. If you have an idea or suggestion for a program, please reach out to Cheryl Leach, huntzeus76@gmail.com or 802-888-5102, and let her know about your idea.



RAFFLE TICKETS FOR 2025 RAFFLE QUILT AVAILABLE

Tickets for the next Raffle Quilt are still available! Tickets are available at the guild meetings. Or you can contact Sharon Witbeck and she will get them to you. Each member is asked to "sell" 5 packets of tickets; each packet sells for \$5, and 1 ticket is \$2.

This stunning quilt is queen-size, and the winner will be drawn at next year's Antiques and Uniques event. Prizes will be given to the member with the most tickets sold and to the member that sells the winning ticket.

This is a great fundraiser for the guild to help us with all the programs we have and for the charity work that we do.



Secretary's Report

Secretary's Report
March 13, 2025

Greeting: President Cheryl Leach called meeting to order @ 6:30 pm. It's the first meeting after taking January and February off.

Present: 37 attending

Visitors: 3 visitors – Sara, Pat, and Julie. Welcome back to Grace Sweet.

Birthdays: Birthday greetings to our January, February and March birthdays found in the newsletters.

Drawings: Just for Coming – Sara Huff (our visitor); **Food Shelf** – Hilda Tallman

Secretary's Report: Motion to accept the December minutes by Robin Wheel to accept, second by Jane Langdell; motion passed.

Treasurer's Report: Motion to accept the December to March treasurer's report by Robin Wheel, second by Jane Langdell; motion passed.

Sunshine Cards: Hilda Tallman reported that she sent out 2 cards since the last meeting.

Block of the Month: 46 blocks submitted of the red, white, and blue block. Instead of drawing for a winner, the quilts blocks will be used to make quilts for Quilts of Valor. We are still working out how to assemble the blocks; most likely we will have a work bee. If you are interested in reading about Quilts of Valor, looking at their criteria or patterns, visit www.qovf.org. New block – This is the same block as we did in December, the Lily Star, it is a 12.5" star to be done in red, white and blue.

New Business:

- The guild needs a new venue for our meetings, to house our library and shed storage. The storage building will be difficult to move so decisions need to be made about it. Sterling View is planning renovations to the hall so it will be under construction, the bathroom that the library is in is becoming an office and the rules around use make it challenging for the only 2 members in the park that are part of our guild. The move does not have to happen immediately but the guild needs to start the process.
 - Andrea has looked into possible venues and one has looked promising at this point. It is the United Church of Johnson, but it would require we change the night of our meeting. There is plenty of the parking and space. They would consider using a quilt as partial or full payment for use.
 - Other suggestions included the Crosby Center in Morrisville. That will be explored further. Other ideas such as the Hyde Park VFW are too costly to rent.
- Franklin County Quilt Show is the 1st weekend of April in St. Albans. Admission is free.

Program: A fabric you do not want to cut into and Sew and Tell combined with many items shared.

Meeting Adjourned: 8:00 pm.

Respectfully Submitted,
Robin Wright, Secretary



QUILTING TIPS

- Use a grapefruit spoon to help close quilting pins when basting a quilt sandwich
- A spring-loaded curtain rod between the sides of book cases can be used to store rolled up bindings.
- Irish Spring soap can help to reduce smell of older sewing machine and its case.
- Use empty square Kleenex boxes for trash next to your sewing machine.
- Use leftover cotton batting for removing nail polish instead of cotton balls. Works great!
- A picnic utensil holder works well for storing gadgets.
- A flannel backed table cover works well as a design wall.

SUNSHINE CARDS FOR OUR MEMBERS

If you know of a guild member who is in need of encouragement or comfort due to an illness, bereavement, etc., please contact Hilda Tallman, 802-888-3808. She will send out an appropriate card.

SUPPORTING THE LOCAL COMMUNITY

Guild members are asked to bring nonperishable food shelf donations to Sterling View, the host site of our meetings. Sterling View distributes those donations to the local food shelf. Please drop your items in the basket near the door.



Calling the Roll by Annette Wynne

April calls,
Through spring time halls,
'Bluebird, crocus, violet,
Do you forget
To grow? To sing?"
Soon they answer to the call,
"Present early one and all,"
O the joy of spring!

FEATURED VIDEO TUTORIAL FOR APRIL:

<https://www.youtube.com/watch?v=nFRJFDp-KS8>
**Pint Size Table Runner – April
Shabby Fabrics**



Jessica	Merriam	April	6
Sharon	Witbeck	April	17
Tracey	Morin	April	18

...and many more!!!





That is ***25 Finishes in 2025!***

Join in the fun and make 25 quilted projects by the end of 2025 and your name will be entered into a special drawing held in December 2025. If you'd like to participate, fill in your name and 25 projects you'd like to finish this year on the list below. This is your list...you can add to it throughout the year if need be to have 25 projects or you can remove a project, or swap out projects, etc...you just have to have ***25 Finishes in 2025*** AND you must show each project at one of the guild's monthly show and tell. You can show multiple projects in one month. You also don't have to show a project every month, you just have to have ***25 Finishes in 2025!*** You will maintain your own list, but you must let Sharon Perry know you are participating.

* * * * * Cut along dotted line * * * * *

25 in 2025

NAME: _____

1.	14.
2.	15.
3.	16.
4.	17.
5.	18.
6.	19.
7.	20.
8.	21.
9.	22.
10.	23.
11.	24.
12.	25.
13.	



Recipe Corner

CANDIED PECANS

½ cup granulated sugar
 ½ cup light brown sugar
 1 tablespoon ground cinnamon
 1 teaspoon salt
 16 ounces unsalted pecans halves (about 4 cups)
 1 large egg white
 ½ teaspoon vanilla extract
 1 teaspoon water

Preheat oven to 300°F. Line a large baking sheet with parchment paper.

In a mixing bowl beat egg white, vanilla, and water until stiff peaks form. Add granulated sugar, brown sugar, cinnamon, and salt to a bowl and stir to combine.

Add pecans to the egg whites mixture and gently toss to coat. Add the cinnamon sugar mixture and stir gently until the pecans are well coated.

Spread the pecans into a single layer on the prepared baking sheet. Bake for about 40-45 minutes, stirring every 15 minutes. Remove from the oven and allow the pecans to cool completely on the baking sheet.

Store candied pecans in an airtight container at room temperature or in the refrigerator for several weeks.

SALTED PECAN SHORTBREAD SQUARES

For the crust:

1½ cups all-purpose flour
 1 cup confectioners' sugar
 ½ cup cornstarch
 1 teaspoon sea salt
 1 cup cold unsalted butter, cubed

For the filling:

¾ cup unsalted butter, cubed
 1½ cups packed brown sugar
 ½ cup dark maple syrup
 ½ teaspoon sea salt
 ½ cup milk chocolate chips
 ¼ cup heavy whipping cream
 1 teaspoon vanilla extract
 4 cups coarsely chopped pecans, toasted

Preheat oven to 350°F. Line two 13x9-in. baking pans with foil, letting ends extend up sides of pan.

For the crust:

Place flour, confectioners' sugar, cornstarch and salt in a food processor; pulse until blended. Add butter; pulse until butter is the size of peas. Divide mixture between prepared pans; press onto bottom of pans. Bake 10-12 minutes or until light brown. Cool on a wire rack.

For the filling:

Melt butter in a large saucepan. Stir in brown sugar, corn syrup and salt; bring to a boil. Reduce heat to medium; cook and stir until sugar is completely dissolved, about 3 minutes. Remove from heat; stir in chocolate chips, cream and vanilla until smooth. Stir in pecans. Spread over crusts.

Bake 12-15 minutes or until filling is bubbly. Cool completely in pans on wire racks. Using foil, lift the shortbread out of pans. Gently peel off foil; cut each shortbread into 24 bars. Store in an airtight container.

BUTTERSCOTCH PECAN BREAD PUDDING

9 cups cubed day-old white bread (about 8 slices)

½ cup chopped pecans
 ½ cup butterscotch chips
 4 large eggs
 2 cups half-and-half cream
 ½ cup packed brown sugar
 ½ cup butter, melted
 1 teaspoon vanilla extract

Whipped cream and butterscotch ice cream topping

Place bread, pecans and butterscotch chips in a greased 4-qt. slow cooker. In a large bowl, whisk eggs, cream, brown sugar, melted butter and vanilla until blended. Pour over bread mixture; stir gently to combine.

Cook, covered, on low until a knife inserted in center comes out clean, 3-4 hours. Serve warm with whipped cream and butterscotch topping.

SAVORY SPICED PECANS

4 cups (1 pound) pecans halves
 ⅓ cup (5½ tablespoons) unsalted butter, melted
 2 teaspoons Worcestershire sauce
 1¼ teaspoons kosher salt
 ½ teaspoon garlic powder
 ½ teaspoon ground mustard
 ½ teaspoon Tabasco sauce, or to taste
 ¼ teaspoon cayenne pepper, or to taste

Preheat oven to 300°F. Place pecans in large mixing bowl. In another bowl, whisk together melted butter, Worcestershire sauce, salt, garlic powder, ground mustard, Tabasco, and cayenne. Pour the butter mixture over the pecans and stir until well combined. Taste; add more Tabasco or cayenne if desired.

Arrange pecans on large sheet pan; bake for 20-22 minutes until toasted and lightly browned, stirring halfway cooking time to prevent burning. Remove from oven and cool completely, tossing occasionally, before transferring to an airtight container.

Quilt of Valor Block

2025 QOV BLOCK DRIVE



Colors:
Red, white
and blue



PATTERN: LILY STAR


Pattern from www.patchworksquare.com

If you have any questions, call Lisa Vilord, 802-279-7292.

Click the link below for the 12" finished block pattern*

<https://www.patchworksquare.com/index.php?function=DisplaySheet&sheet=lily-star-quilt-block&id=&links=1&link1=&mode=quilt> (Scroll down to the green download button)

*Please note the pattern has instructions for 3 sizes; please make the 12" finished quilt block.



JOHNSON TOWN HALL SEWING DAYS

Sewing weekends are open again at the Johnson Town Hall. We set up on the second floor of the Town Hall (elevator available). Large tables are available plus ironing stations and a cutting table.

We meet on the first and third weekend of the month, arrival after 8 am, but you can sew as late as you want. A \$2 daily donation is requested, going to the Town of Johnson for use of the space.

At this time we are planning to have a mailing list only for change of plans, you can send your email to Robin Wright, growingfarm00@gmail.com or Hilda Tallman, sammnvt57@yahoo.com to be on that list. Reminder emails the week before will no longer be going out.

All crafters are welcome!



QUILTING TIPS

- Share your quilting projects with everyone you know. You never know when someone (usually the person you least expect) will become interested in quilting and want to learn this wonderful craft.
- Glue small pieces of sandpaper on the backs of your rulers to keep them from slipping on the fabric when rotary cutting.
- When making quilts for children, family or friends, add a secret pocket with a little love note in it...only you and the recipient will know where it is if you disguise it well.
- Stay-stitch any bias edges of blocks before assembling blocks into quilt top. This prevents stretching.
- While traveling, use a tooth floss container to cut your thread.



FRANKLIN COUNTY QUILTERS GUILD'S

25th Anniversary



Quilt Show

**APRIL 5, 9AM-4PM
&
APRIL 6, 10AM-3PM**

**ST. ALBANS CITY HALL
100 MAIN STREET
ST. ALBANS VT**

FREE ADMISSION

FABRIC MANUFACTURER'S FREE PROJECT PAGES
 Compiled by Julie Cefalu <https://thecraftyquilter.com>

Studio E Fabrics: Lots of novelty fabrics and panels can be found here. Their free patterns give you lots of ways to use these fun prints.

Tilda Fabrics: These whimsical and romantic fabrics were founded in Norway by designer Tone Finnanger. Their free patterns reflect the sweetness of their fabrics.

Timeless Treasures: An abundance of panels, novelty fabrics and batiks can be found here. They have a wide selection of free patterns to enjoy.

Wilmington Prints: They have a nice selection of basics and traditional prints as well as some batiks. Many free and for-purchase patterns are available to showcase their beautiful fabric collections.

Windham Fabrics: You'll find a large selection of classic designs along with novelty and whimsical collections. They have a large variety of free quilt patterns and projects to go along with their fabric.

FREE BLOCK OF THE MONTH, QUILT ALONG, AND SEW ALONG PATTERNS

[A Quilting Life](#)

[Happy Hour Stitches](#)

[National Quilt Museum](#)

[American Patchwork & Quilting](#)

[Robert Kaufman Fabrics](#)

[Quilting Daily](#)

[bomquilts.com](#)

[Moda Block Heads](#)

[Pat Sloan](#)



LINK TO BARN QUILT TRAIL OF NORTHERN VERMONT

<http://www.barnquiltsfornorthernvermont.org/>

NEWSLETTER IDEAS WANTED: Do you have a recipe you'd like to share with guild members? Or maybe you've found a great quilting website or blog you'd like to share. Or you've visited a quilt shop within an easy drive which had bargains or a fabric selection no quilter should miss. If so, send an email to CommonThreadsVT@gmail.com, and the newsletter editor will do her best to include it in the next newsletter. Although welcome, your input doesn't have to be a complete article. It could be a few bullets which convey your message. The editor will fill out the article as needed.

Deadline for articles for next newsletter:

Tuesday, April 15th, 2025

Please email articles to Sharon Perry, CommonThreadsVT@gmail.com,
 or mail to PO Box 517, Montgomery Center VT 05471



April 1st is April Fool's Day



"April is a reminder that something better is always around the corner." ~ Unknown