

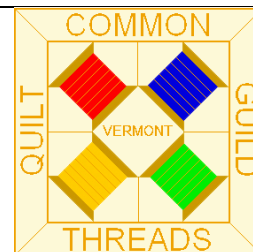
Volume 3

# ON POINT

The official newsletter  
of the Common Threads Quilt Guild of Lamoille County  
in Hyde Park, Vermont

<http://commonthreadsvt.org/>

[CommonThreadsVT@gmail.com](mailto:CommonThreadsVT@gmail.com)



Issue 1

SEPTEMBER 2023

## The President's Block

Hello friends,

This is my first attempt to try and write something for the newsletter so I will apologize in advance for any mistakes I will make. Bear with me in my attempts.

I don't know about you but I certainly enjoyed all the delicious food at our potluck. I also enjoyed the informality of being able to sit and catch up with our fellow quilters.

After satisfying our stomachs, we had "Sew and Tell" which filled our senses with beauty, creativity and inspiration. I hope that it gave you incentive to go home and create.

Now I have to apologize for not being at my first official meeting as your president. I will be sitting on the beach in Maine soaking up sun rays, hopefully sun not rain.

Your President,

Cheryl Leach  
2023-2024



### President

Cheryl Leach 802-888-5102

### Vice President

Denise Mayo 802-585-5876

### Secretary

Grace Sweet 802-244-7123

Robin Wright 802-635-9550

### Treasurer

Cheryl Leach 802-888-5102

### Programs

Rotating Members

### Newsletter

Sharon Perry 802-326-3135

### Sunshine Cards

Hilda Tallman 802-888-3808

### Membership & Librarian

Jan Kuhn 802-851-8341

### Sunshine Quilts

Marion Seasholtz 802-635-2731

Common Threads Quilt Guild  
meets the 1<sup>st</sup> Thursday,  
March through December,  
at 6:30 p.m. at the  
Sterling View  
Community Center  
in Hyde Park

Dues = \$20 annually



### 2022 - 2023 Guild Calendar

**DOORS OPEN AT 6:00 PM;  
MEETING STARTS AT 6:30 PM**

September 14<sup>th</sup> Favorite Quilting  
Notion/Tool, Technique, or Book

October 12<sup>th</sup> TBD

November 9<sup>th</sup> TBD

December 14<sup>th</sup> TBD

### 2022 - 2023 Guild Calendar

**DOORS OPEN AT 6:00 PM;  
MEETING STARTS AT 6:30 PM**

January NO MEETING

February NO MEETING

March 14<sup>th</sup> TBD

April 11<sup>th</sup> TBD

### 2022 - 2023 Guild Calendar

**DOORS OPEN AT 6:00 PM;  
MEETING STARTS AT 6:30 PM**

May 9<sup>th</sup> TBD

June 13<sup>th</sup> TBD

July 11<sup>th</sup> TBD

August 8<sup>th</sup> TBD

**\*\* MEETING DATE IS CHANGED TO 2<sup>ND</sup> THURSDAY OF EACH MONTH \*\***

# Treasurer's Report

Beginning Balance 7/16/2023 \$4,628.96

## Income

Annual Dues (8/7/2023)	\$240.00
<i>Total Income</i>	<u>\$240.00</u>

*Subtotal* \$4,868.96

## Expenses

None	\$0.00
<i>Total Expenses</i>	<u>\$0.00</u>

Ending Balance 8/16/2023 \$4,868.96

Respectfully submitted,  
Cheryl Leach, Treasurer



## SEPTEMBER MEETING: FAVORITE QUILTING NOTION/TOOL, TECHNIQUE OR BOOK

The September meeting will feature members sharing their favorite quilting notion/tool, technique or book. To encourage member participation, your name will be entered into a drawing for a special gift for each item you share. If you share your favorite notion/tool AND technique AND book, your name will be entered one more time. The more items (up to 5 total) you bring to share, the more times your name will be entered into the drawing.

## FUTURE PROGRAMS

As previously discussed, the monthly program will rotate between members. If you have a demonstration or program you might like to share, please sign up for one of the monthly meetings.



# Secretary's Report

## Secretary's Report August 3, 2023

**Meeting called to order:** At 6:30 pm; Carol Moulton, President, presiding.

**# Present:** 27 members present for a delicious potluck meal; **Guests:** None **New Members:** None

**Birthdays:** Ann Owens July 4<sup>th</sup>, Michelle Paige July 7<sup>th</sup>, Hilda Tallman July 18<sup>th</sup>, Grace Sweet July 21<sup>st</sup>, Elena Tague July 26<sup>th</sup>, Donna Hamel July 31<sup>st</sup>

**Drawings:** Caroline Hitchcock won for "Just for Coming"; Elaine Foster won for bringing an item for the food shelf.

**Secretary's Report:** Sharon Perry moved to accept; Hilda Tallman seconded. Motion passed.

**Treasurer's Report:** Sharon Perry moved to accept; Denise Mayo seconded. Motion passed.

**Sunshine Cards:** Hilda Tallman reported she sent cards to Donna Hamel on the death of her sister-in-law.

**Sunshine Quilts:** Marion Seasholtz was not present, but she had sent some kits for folks to take.

**Block of the Month:** Sally Cabell won this month's blocks. The block for next month is the Susannah Block in bright and scrappy colors. Sharon Perry will put a link to the block's instructions in the newsletter.

**Membership:** Jan Kuhn reminded us that the dues of \$20 are due next month. She will accept dues tonight and in September and October.

**Old Business:** Vote on the Slate of Officers; the slate of officers was approved.

### 2023-2024 Slate of Officers:

Cheryl Leach – has agreed to be president for 1 year; she will keep the Treasurer position

Denise Mayo – Vice President

Grace Sweet/Robin Wright – Secretary

Hilda Tallman – Sunshine Cards

Marion Seasholtz – Sunshine Quilts

Sharon Perry – Newsletter

**New Business:** The sale at Antiques and Uniques in Craftsbury brought in \$73.50. The space cost \$120, so it was a loss. However, a space has been saved for next year. Perhaps we should make a raffle quilt and sell tickets.

**Sew & Tell:** 10 members shared their creations. Pictured is a variation on the Jelly Roll Quilt for the Sunshine Quilts.


**Program:** Members were asked to bring any items they made using any "Back to Basics" techniques for Sew & Tell. Andrea Blaisdell and Sharon Perry wanted to know which video presentation from this last year was the most interesting. Many thought the information about how fabric is printed, especially batik fabrics, was revelatory.

**A BIG THANK YOU TO OUTGOING PRESIDENT, CAROL MOULTON, FOR LEADING US THROUGH THIS LAST YEAR.**

**Meeting Adjourned:** At approximately 7:45 pm.

Respectfully Submitted

Grace Sweet, Co-Secretary



# Block of the Month

## SEPTEMBER 2023



**Colors:**  
Maker's Choice  
Make it  
bright and scrappy



**PATTERN: Susannah Block**  
Pattern from [www.patchworksquare.com](http://www.patchworksquare.com)


If you have any questions, call Lisa Vilord, 802-279-7292.

Click the link below for the Susannah Block 12" finished block pattern\*  
<https://www.patchworksquare.com/mf/susannah-quilt-block.pdf>

\*Please note the pattern has instructions for 3 sizes; please make the 12" finished quilt block.



*"Buying fabric and quilting are two different hobbies."*



Quilters Anonymous





## SUNSHINE CARDS FOR OUR MEMBERS

If you know of a guild member who is in need of encouragement or comfort due to an illness, bereavement, etc., please contact Hilda Tallman, 802-888-3808. She will send out an appropriate card.

## SUPPORTING THE LOCAL COMMUNITY

Guild members are asked to bring nonperishable food shelf donations to Sterling View, the host site of our meetings. Sterling View distributes those donations to the local food shelf. Please drop your items in the basket near the door.



## SEPTEMBER

By Annette Wynne


Golden in the garden,  
Golden in the glen,  
Golden, golden, golden  
September's here again!

Golden in the tree tops,  
Golden in the sky—  
Golden, golden, golden  
September's going by!

### FEATURED VIDEO TUTORIAL FOR SEPTEMBER:

<https://www.youtube.com/watch?v=Qjn1rU2RKfE>

Vertical Attic Window Panel Quilt  
Missouri Star Quilt Company



## QUILT TIPS

- Keep a roll of duct tape handy. Just roll a piece sticky side up around 4 fingers. Great to get all threads when you have to tear out stitches or remove pet hair.
- Use sewing pins for hanging lightweight pictures. Just clip the thin point off. They work great for quilted wall-hangings because you can insert the pins in each top corner and just push them into the drywall (but not plaster!). The tiny holes are not noticeable in the wall.
- When you see a pattern you like, print it out along with the instructions. Place it in a clear 8.5 x 11 plastic sleeve so that it stays nice and clean. You can place it in a hard-bound notebook like the ones used in school.



Melody Chase	September	2 <sup>nd</sup>
Elaine Foster	September	8 <sup>th</sup>
Martha Corey	September	18 <sup>th</sup>
Jane Langdell	September	27 <sup>th</sup>

*...and many more!!!*



That is **23 Finishes in 2023!**

Join in the fun and make 23 quilted projects by the end of 2023 and your name will be entered into a special drawing held in December 2023. If you'd like to participate, fill in your name and 23 projects you'd like to finish this year on the list below. This is your list...you can add to it throughout the year if need be to have 23 projects or you can remove a project, or swap out projects, etc...you just have to have **23 Finishes in 2023** AND you must show each project at one of the guild's monthly show and tell. You can show multiple projects in one month. You also don't have to show a project every month, you just have to have **23 Finishes in 2023!** You will maintain your own list, but you must let Sharon Perry know you are participating.

✂ ✂ ✂ ✂ ✂ ✂ ✂ ✂ ✂ ✂ ✂ Cut along dotted line ✂ ✂ ✂ ✂ ✂ ✂ ✂ ✂ ✂ ✂ ✂

## 23 Finishes in 2023

**NAME:** \_\_\_\_\_

1.	13.
2.	14.
3.	15.
4.	16.
5.	17.
6.	18.
7.	19.
8.	20.
9.	21.
10.	22.
11.	23.
12.	

**CTR' CTR' CTR' CTR' CTR' CTR' CTR' CTR'**  
**DONE DONE DONE DONE DONE DONE DONE DONE**

# Recipe Corner

## FRENCH APPLE CAKE

1 cup all-purpose flour, spooned into cup & leveled-off  
1 teaspoon baking powder  
¼ teaspoon salt  
1 stick (½ cup) unsalted butter, at room temperature  
⅔ cup granulated sugar  
2 large eggs  
1 teaspoon vanilla extract  
3 tablespoons dark rum  
2 baking apples, peeled, cored and cut into ½-inch cubes (such as Honeycrisp, Fuji or Granny Smith) (3½ - 4 cups chopped)  
Confectioners' sugar (optional), for decorating cake

Preheat the oven to 350°F and set an oven rack in the middle position. Grease a 9-inch spring-form or regular cake pan with butter or nonstick cooking spray. If using a regular cake pan, line the bottom of the pan with parchment paper and grease again.

In a small bowl, whisk together the flour, baking powder and salt.

Using a handheld mixer with beaters or a stand mixer with the paddle attachment, cream the butter and granulated sugar until light and fluffy, about 3 minutes. Add the eggs, one at a time, beating well and scraping down the sides of the bowl after each addition. Beat in the vanilla and rum. Add the flour mixture and mix on low speed until just combined. Using a rubber spatula, fold in the chopped apples.

Scrape the batter into the prepared pan and even the top. Sprinkle evenly with 1 tablespoon of granulated sugar. Bake for about 40 minutes, or until the cake is golden and a toothpick inserted into the center comes out clean. Allow the cake to cool on a rack in the pan.

Once cool, run a blunt knife around the edges of the cake. If using a springform pan, remove the sides. If using a regular cake pan, carefully invert the cake onto the rack, remove the parchment paper, then gently flip the cake over and place right-side-up on a platter. Using a fine sieve, dust with confectioners' sugar (if using). Cake can be served warm or room temperature, plain or with lightly sweetened whipped cream or vanilla ice cream.

**Freezer Friendly Instructions:** The cake can be frozen for up to 3 months. After it is completely cooled, wrap it tightly with aluminum foil or freezer wrap. Thaw overnight on the countertop before serving.

## APPLE CARAMEL CHEESECAKE BARS

2 cups all-purpose flour  
½ cup packed brown sugar  
¾ cup cold butter, cubed  
2 packages (8 ounces each) cream cheese, softened  
½ cup plus 2 tablespoons sugar, divided  
1 teaspoon vanilla extract  
2 large eggs, lightly beaten  
3 medium tart apples, peeled and finely chopped  
½ teaspoon ground cinnamon  
¼ teaspoon ground nutmeg

### Streusel:



¾ cup all-purpose flour  
¾ cup packed brown sugar  
½ cup quick-cooking oats  
⅓ cup cold butter, cubed  
⅓ cup hot caramel ice cream topping

Preheat oven to 350°. In a small bowl, combine flour and brown sugar; cut in butter until crumbly. Press into a well-greased 13x9-in. baking pan. Bake 15-18 minutes or until lightly browned.

Meanwhile, in a large bowl, beat cream cheese, 1/2 cup sugar and vanilla until smooth. Add eggs; beat on low speed just until combined. Spread over crust.

In a small bowl, toss apples with cinnamon, nutmeg and remaining sugar; spoon over cream cheese layer. In another bowl, mix flour, brown sugar and oats; cut in butter until crumbly. Sprinkle over apple layer.

Bake 25-30 minutes or until filling is set. Drizzle with caramel topping; cool in pan on a wire rack 1 hour. Refrigerate at least 2 hours. Cut into bars.





## SEPTEMBER ANAGRAMS

This newsletter editor is always looking for new articles and features to share with guild members. This month, we're introducing a regular feature called "Quilting Anagrams." Just as a reminder, an anagram is a word, phrase, or name formed by rearranging the letters of another, such as cinema formed from iceman. All of the anagrams presented each month will have something to do with quilting. As a hint, the anagrams for this month are all quilt block names. Answers can be found at the end of this page.

clear pope	ancillary oil	punch must dazzle	soaked police	nice flare	rotate mass
a bar pew	echoes spout rust	never giants	reckon why men	a facial donor trio	bunts see noun
wrap base	a becalmed toilet nun	metro turfs	then panic	a betrayer lot pop up	outward print holder
skateboard cub fly	wrong building ded	shooting opened	nub riper	of shy lo	chairs inherit lip
snob shrieked	prank adds hurt	shah given work	carp yelp irk	lawn slob	school-wide ages

## LINK TO BARN QUILT TRAIL OF NORTHERN VERMONT

<http://www.barnquiltsfornorthernvermont.org/>

**NEWSLETTER IDEAS WANTED:** Do you have a recipe you'd like to share with guild members? Or maybe you've found a great quilting website or blog you'd like to share. Or you've visited a quilt shop within an easy drive which had bargains or a fabric selection no quilter should miss. If so, send an email to [CommonThreadsVT@gmail.com](mailto:CommonThreadsVT@gmail.com), and the newsletter editor will do her best to include it in the next newsletter. Although welcome, your input doesn't have to be a complete article. It could be a few bullets which convey your message. The editor will fill out the article as needed.

### Deadline for articles for next newsletter:

**Friday, September 15<sup>th</sup>, 2023**

Please email articles to Sharon Perry, [CommonThreadsVT@gmail.com](mailto:CommonThreadsVT@gmail.com),  
or mail to PO Box 517, Montgomery Center VT 05471



*September is National Honey Month*



*"I love September, especially when  
we're in it." — Willie Stargell*

### SEPTEMBER ANAGRAMS ANSWERS

Apple Core	Carolina Lily	Dutchman's Puzzle	Kaleidoscope	Rail Fence	Storm At Sea
Bear Paw	Courthouse Steps	Evening Star	Monkey Wrench	Road To California	Sunbonnet Sue
Bear's Paw	Delectable Mountain	Fort Sumter	Nine Patch	Rob Peter To Pay Paul	Trip Around The World
Blackford's Beauty	Double Wedding Ring	Goose In The Pond	Pine Burr	Shoo Fly	Triple Irish Chain
Broken Dishes	Drunkard's Path	Hovering Hawks	Prickly Pear	Snowball	Wild Goose Chase