


Volume 1

ON POINT

The official newsletter
of the Common Threads Quilt Guild of Lamoille County
in Hyde Park, Vermont

<http://commonthreadsvt.org/>

CommonThreadsVT@gmail.com



Issue 1

September 2021

The President's Block

Hello Everyone,

It was so nice to see you all at the potluck! Thank you to everyone for bringing such a wide variety of tasty salads and desserts. We always have a great meal because we have such great cooks!

I was pleased to see a couple of new faces in the group and hopefully will become new members. If you know of anyone that is interested in or is a veteran quilter, please encourage them to join our group or bring them along as a guest.

We have a program set for September, October and November so far. If you think of something you would like to see or you think the rest of the group would be interested in, please let me know and we can arrange to present it.

That's all for now. Have a great August!

Andrea Blaisdell
President



President

Andrea Blaisdell 635-8389

Vice President

Jane Paine 888-4555

Secretary

Grace Sweet 244-7123
Robin Wright 635-9550

Treasurer

Lois Lemaire 253-7789

Programs

TBD

Newsletter

Sharon Perry 326-3135

Sunshine Cards

Donna Merriam 888-3691

Membership & Librarian

Jan Kuhn 851-8341

Charity Quilts

Marion Seasholtz 635-2731

Common Threads Quilt
Guild meets the 1st Thursday
of every month at 6:30 p.m.
at the Sterling View
Community Center
in Hyde Park

Dues = \$20 annually



2021 – 2022 Guild Calendar

**DOORS OPEN AT 6:00 PM;
MEETING STARTS AT 6:30 PM**

August 5th Summer Potluck

September 2nd Trunk Show
with Carolyn Babcock

October 7th Favorite Quilting Tool or
Notion

November 4th Wool Appliqué

2021 – 2022 Guild Calendar

**DOORS OPEN AT 6:00 PM;
MEETING STARTS AT 6:30 PM**

December 2nd Holiday Potluck

January NO MEETING

February NO MEETING

March 3rd

2021 – 2022 Guild Calendar

**DOORS OPEN AT 6:00 PM;
MEETING STARTS AT 6:30 PM**

April 7th

May 5th

June 2nd

July 7th Summer Potluck

Treasurer's Report

Beginning Balance 1/1/2021 \$5,615.81

Income

| | |
|---------------------|----------|
| Income | \$67.00 |
| Raffle Ticket Sales | \$194.00 |
| Member Dues | \$340.00 |

Total Income \$601.00

Subtotal \$6,216.81

Expenses

| | |
|------------|----------|
| Insurance | \$555.00 |
| Field Days | \$50.00 |

Total Expenses \$605.00

Ending Balance 8/13/2021 **\$5,611.81**

Respectfully submitted,
Lois Lemaire, Treasurer



GUILD MEMBER, CAROLYN BABCOCK, FEATURED AT SEPTEMBER MEETING

Pictured above are some of Carolyn Babcock's spectacular quilted creations. Carolyn will be showing her collection of the quilts she has made over the years at the September meeting.

Carolyn makes all of her quilts entirely by hand...from hand-appliqué, hand-piecing to hand-quilting. As she proudly shares, she doesn't even own a sewing machine. Her quilts are treasures to behold. Many of her quilts have won awards at the Vermont Quilt Festival.

This is a **NOT TO BE MISSED** meeting as a very talented quilter and artist in our guild shares her many years of quilting with us. Come and get inspired!

Secretary's Report

Secretary's Report (August 5, 2021 by Robin Wright)

Called to order: Back in the Sterling View Community Center at 6:25 pm

Guests: Greetings to guests Anna Jones, Michelle Paige, and Barbara Glab.

Birthdays: Birthday greetings to the August birthdays and since we have missed a year of birthdays the fat quarter basket will be passed around for all to take one.

Drawings: Michelle Paige won for Just for coming and Grace Sweet won for the Food Shelf

Secretary's Report: 2 past secretary's reports to be approved, August 6, 2020 and March 5, 2020. Motion to accept: Sharon Perry; second: Donna Hamel. Passed.

Treasurers Report: Treasurer's report – motion to accept: Sharon Perry; second: Anne Harmon. Passed

Sunshine Cards: Donna Merriam in charge. None to report. If members know of someone in need of a card, please let Donna know.

OLD BUSINESS:

Newsletter: Sharon Perry is now in charge of the newsletter. Vote for the name during the meeting, "On Point" won. All submissions should be to Sharon by the 15th of the month. She is looking for any and all pieces of interest. They do not have to be in finished form, send her the info and she will put in print ready format.

Membership: Dues are due next month, \$20 a year.

Sunshine Quilts: Marion Seasholtz chairs this program. The purpose is to make quilts for people in need. Many go to the local nursing homes, fire victims and others. Kits are available. Be sure to take credit for what you do as prizes are awarded.

BOM: Lisa Vilord started the block of the month before COVID. Six different pattern blocks were here to be raffled off. Winners drawn from those that entered blocks. New year to start next month – color scheme from navy to the bright green on the color wheel. Link to the pattern will be in the newsletter and can be found on www.patchworksquare.com.

NEW BUSINESS:

Program Committee: Looking for 2 or 3 members to form a program committee. Sharon Perry is willing to help brainstorm ideas; they can be put in the newsletter for feedback. Need members to implement the program on a monthly basis. Let Andrea know if you are interested. September is done – Carolyn Babcock will be doing trunk show.

Recruitment idea: Andrea is looking for ideas to increase membership, such as ad in the weekly events area of the paper for our meetings. Motion to put ad in the paper: Cheryl Leach; Second: Sharon Perry. Passed. Sharon also recommended including Back to Basics instruction either as a separate class or in the meetings.

New Raffle Quilt: Sally Cabell has offered to donate a kit for a queen-sized quilt. Pattern is a foundation paper-pieced quilt. We could do as a guild which would include workshop on the basics of foundation paper piecing. Motion to accept the offer and make this quilt for the next raffle: Donna Hamel; Second: Lisa Vilord. Passed.

Other:

- The guild has donated a quilt in the past to Sterling View Park for them to raffle in their Christmas program. Motion to continue that practice by Donna Hamel. Second: Anne Harmon. Passed. Jan Kuhn or Elaine Foster to notify the guild if Sterling View will be doing their Christmas program this year.
- The Johnson Town Hall is open now for weekend sewing on Saturday and Sunday; machines can be left overnight. Open in am around 8am. Hilda Tallman is the contact person. \$2 a day donation.
- North Country Quilt Guild is having a Quilt Festival on September 25th and 26th. Location Main Street, Newport. \$5 admission.

Next meeting: September 2nd.

Adjourned: 7:45 pm.

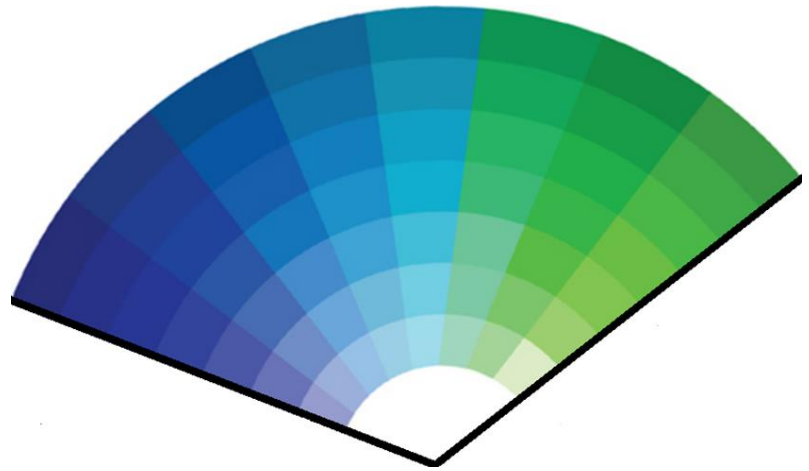
Sew and Tell

Respectfully Submitted by
Robin Wright, Co-Secretary



Block of the Month

SEPTEMBER 2021



Colors: Navy blue to bright green on the color wheel


PATTERN: QUATREFOIL

Pattern from www.patchworksquare.com

If you have any questions, call Lisa Vilord, 888-7239.

Click the link below for the Quatrefoil block pattern

<https://www.patchworksquare.com/mf/quatrefoil-quilt-block.pdf>



PROGRAMS IDEAS

- Potholder swap at ice cream social
- Featherweight Fair/Vintage sewing machines
- Strip Poker
- Zentangle and Zentangle quilting
- Birthday blocks
- Strategies and encouragement to finish UFOs
- Ask members to introduce themselves, tell how they began quilting, and show an early project and/or a current project, finished or not.
- Have someone give a presentation on the use of the color wheel to help choose fabrics.
- Demonstrate how to resize any block.
- Show a video or slides of a recent quilt show, local or otherwise.
- Have a style show of members' quilted garments.

- Talk about how to use the internet to enhance your quilting.
- Ask a local shop owner to: bring her/his wares to demo or sell; talk about going to market; or tell how she determines which fabric and notions to buy, from whom, how much, etc.
- Have an exchange of UFOs or unwanted or unneeded notions.
- Have a theme night first quilt, worst quilt, children's quilt, feed sack quilt, antique quilt, 30's fabric quilt, etc.
- Have a "Trash or Treasure Night", a yard sale for quilters.
- Have members bring their favorite quilting book and tell why it's their favorite.
- Talk on good books for quilt history and research.

Recipe Corner

GLAZED APPLE-MAPLE BLONDIES

1 1/3 cups packed brown sugar
1/2 cup butter, melted and cooled
1/2 cup maple syrup
2 teaspoons vanilla extract
2 large eggs, room temperature
2 cups all-purpose flour
3/4 teaspoon salt
1/4 teaspoon baking soda
3 cups chopped peeled apples (3 medium)

GLAZE:

1/4 cup butter, cubed
1/2 cup maple syrup
1/4 cup packed brown sugar

Preheat oven to 350°. Line a 13"x9" baking pan with parchment paper, letting ends extend up sides.

In a large bowl, beat brown sugar, melted butter, syrup and vanilla until blended. Beat in eggs. In another bowl, whisk flour, salt and baking soda; gradually beat into brown sugar mixture. Stir in apples (batter will be thick).

Transfer to prepared pan. Bake 25-30 minutes or until golden brown and a toothpick inserted in center comes out with moist crumbs.

Meanwhile, in a small saucepan, melt butter over medium-low heat; stir in syrup and brown sugar. Bring to a boil over medium heat; cook and stir 2-3 minutes or until slightly thickened. Remove from heat; cool slightly.

Pour glaze over warm blondies. Cool completely in pan on a wire rack. Cut into bars.

CARAMEL APPLE SCONES

1 cup all-purpose flour
2 tablespoons brown sugar
1 1/2 teaspoons baking powder
1/4 teaspoon salt
3 tablespoons cold butter
1/4 cup plus 2 tablespoons half-and-half
1 large egg yolk
1 1/2 teaspoons vanilla extract
2/3 cup shredded peeled apple
1 tablespoon caramel ice cream topping

In a small bowl, combine the flours, brown sugar, baking powder and salt. Cut in butter until mixture resembles coarse crumbs. In a small bowl, whisk the cream, egg yolk and vanilla; add to dry ingredients just until moistened. Stir in apple. Turn onto a floured surface; knead 10 times.

Pat into a 5-in. circle. Cut into 4 wedges. Separate wedges and place on an ungreased baking sheet. Bake at 400° for 15-20 minutes or until golden brown. Cool for 10 minutes. Drizzle with caramel topping.

APPLE KUCHEN BARS

3 cups all-purpose flour, divided
1/4 teaspoon salt
1 1/2 cups cold butter, divided
4 to 5 tablespoons ice water
8 cups thinly sliced peeled tart apples
2 cups sugar, divided
2 teaspoons ground cinnamon

Preheat oven to 350°. Place 2 cups flour and salt in a food processor; pulse until blended. Add 1 cup butter; pulse until butter is the size of peas. While pulsing, add just enough ice water to form moist crumbs.

Press mixture onto bottom of a greased 13"x9" baking pan. Bake until edges are lightly browned, 20-25 minutes. Cool on a wire rack.

In a large bowl, combine apples, 1 cup sugar and cinnamon; toss to coat. Spoon over crust. Place remaining flour, butter and sugar in food processor; pulse until coarse crumbs form. Sprinkle over apples. Bake until golden brown and apples are tender, about 60-70 minutes. Cool completely on a wire rack. Cut into bars.



GUILD NEWSLETTER HAS NEW NAME— ON POINT IT IS!!!

Thanks to a suggestion from one of the guests at the August meeting, “On Point” was chosen as the name of the guild’s newsletter. And it was a nail-biter to the end of the voting. With a 1-vote margin, “On Point” won out over “Snippets.”

SUNSHINE CARDS FOR OUR MEMBERS

If you know of a guild member who is in need of encouragement or comfort due to an illness, bereavement, etc., please contact Donna Merriam, 802-888-3691, rdmerriam@comcast.net. She will send out an appropriate card.

SUPPORTING THE LOCAL COMMUNITY


Guild members are asked to bring nonperishable food shelf donations to Sterling View, the host site of our meetings. Sterling View distributes those donations to the local food shelf. Please drop your items in the basket near the door.

Wish list items for the food shelf include:

| | |
|-------------------|-----------------|
| peanut butter | spaghetti sauce |
| tuna | pasta |
| canned vegetables | personal items |
| low salt soup | toiletries |
| cereal | canned fruit |
| canned chicken | pork and beans |
| raisins | coffee |
| applesauce | Detergent |
| cleaning supplies | hand sanitizer |

MORE PROGRAM IDEAS

- Invite a speaker from a local museum or the Red Cross to speak on a “woman’s” topic, not necessarily quilt-related.
- Invite a textile art professor to speak.
- Have a textile curator from a local museum to talk about quilts in the museum’s collection.
- Have a physical therapist speak about the various injuries quilters are subject to and what type of exercises we could do to help avoid them.
- Have an insurance agent to speak about how to go about insuring quilts in the home, when traveling with them or sending them to quilt shows, and if we use them to teach.
- Invite a lawyer to talk about copyright laws and how those laws apply to quilts and quilt making.



| | | |
|---------------|-----------|----|
| Melody Chase | September | 2 |
| Elaine Foster | September | 8 |
| Mary Doonis | September | 14 |
| Martha Corey | September | 18 |
| Pat Slack | September | 26 |
| Jane Langdell | September | 27 |

AND EVEN MORE PROGRAM IDEAS

- Divide the guild into groups of 10, giving each group a paper and pencil and a first (preferably wild and whacky) line to a story. Each group incorporates as many different quilt block names as possible in writing its story. Prizes are given for the most improbable, the greatest # of block names used, etc.
- Set up several stations with a demonstration at each (flying geese, prairie points, hand quilting, chain piecing, basting, marking, hand and machine applique, embellishing, half and quarter-square triangles, rotary cutting, etc.); members are divided into as many groups as there are demos and rotate to the different stations every 10 minutes.
- Have a professional longarm share tips on preparing your quilt top, backing, and batting for longarm quilting and pricing for longarm quilting.
- Have a fabric swap. Every person gets a "ticket" for the number of yards they bring in. Members take turns going to the table piled with fabric and making their selection.
- UFO auction of members’ “unwanted” UFOs.

**BELKNAP MILL QUILTERS GUILD
44TH ANNUAL QUILT SHOW
AND MYSTERIOUS QUILT JOURNEY**

You are invited to view a kaleidoscope of color along the streets of and in three buildings in downtown Laconia, NH, September 25th and 26th, during the Belknap Mill Quilters Guild 44th Annual Quilt Show and Mysterious Quilt Journey.

As you walk or drive along from one display venue to another, you have a chance to experience a Mysterious Quilt Journey with beautiful quilted works of art on display at various businesses that have been matched up to represent their business. When you arrive at one of the three venues you will find over 200 quilts and many works of art on display. You may begin your journey, in Laconia, at any one of the venues: Belknap Mill, 25 Beacon Street; Laconia Housing, 32 Canal Street; or The Conference Center on Main Street. Admission includes all locations, \$10.00 Adult and children under 12 free with a paid adult admission.

The quilted works of art vary from the traditional or modern quilt patterns in many different categories ranging from bed quilts to wall art work, machine embroidered, wearable, a special category for Juniors, under the age of 16, and a featured special exhibit for first time quilters! There is something for everyone to view.

A raffle quilt made by guild members will be on display. Tickets are available the day of the show. The drawing will take place on Sunday, and you do not need to be present to win. Tickets are \$1.00 each or 5 for \$6.00.

Two very popular booths, Attic Corner and Quilted Treasurers, will once again be available for visitors. Attic Corner has donated items, tools, books, fabric, and much more, that members have found that they no longer need. Quilted Treasurers has a multitude of handmade finished products that showcase the talents of our members.

The quilt show is more than a chance to display works of art, it is also a chance for guild members to engage with other quilters to share their passions and inspire each other to start the next project, or finish their UFOs. (Shh....when quilters talk about UFOs they are referring to their unfinished objects, partially sewn quilts and blocks that seemed to have accumulated.)

There will be vendors set up at the various venues with a vast range of merchandise for sale. Anything from sewing machines and longarm machines, to fabric, patterns and needles can be found along with finished products.

The show is run entirely by volunteers from the guild and is the guild's only fundraiser which supports the many community-based projects and allows the BMQG to give back. In addition to providing financial support to local food pantries, the Lakes Region Scholarship Foundation, Salvation Army, and St. Vincent de Paul, guild members contribute to the community. Members volunteer to produce quilts, placemats, and masks for many different organizations throughout the Lakes Region.

For further information: info@bmqq.org or bmqq.org



2021 BMQG Raffle Quilt



*September
Harvest*



SEPTEMBER WORD SEARCH

| | | | | | | | | | | | | | |
|---|---|---|---|---|---|---|---|---|---|---|---|---|---|
| G | J | S | W | E | A | T | E | R | A | Y | K | D | O |
| L | I | B | R | A | S | T | E | R | U | R | C | A | H |
| H | A | C | A | N | N | I | N | G | T | O | A | L | I |
| A | X | T | E | A | C | H | E | R | U | L | P | A | L |
| R | F | O | O | T | B | A | L | L | M | G | K | B | V |
| V | C | O | R | N | M | A | Z | E | N | G | C | O | O |
| E | C | O | R | N | S | T | A | L | K | N | A | R | L |
| S | G | U | A | S | E | L | P | P | A | I | B | D | L |
| T | P | A | R | E | C | C | O | S | L | N | G | A | E |
| A | O | E | R | I | F | N | O | B | C | R | O | Y | Y |
| X | O | N | I | U | Q | E | K | O | I | O | G | A | B |
| J | A | C | K | E | T | S | C | O | D | M | R | R | A |
| O | L | E | M | A | R | A | C | K | E | E | I | W | L |
| W | O | R | C | E | R | A | C | S | R | A | V | W | L |

BACKPACK
 JACKET
 CIDER
 MORNING GLORY
 CORN MAZE
 VOLLEYBALL
 HARVEST
 AUTUMN
 SOCCER
 ASTER
 CARAMEL
 CANNING
 EQUINOX
 LABOR DAY
 BONFIRE
 SWEATER
 CORNSTALK
 SCARECROW
 TEACHER
 FOOTBALL
 APPLES
 VIRGO
 LIBRA
 BOOKS

LINK TO BARN QUILT TRAIL OF NORTHERN VERMONT

<http://www.barnquiltsfornorthernvermont.org/>

NEWSLETTER IDEAS WANTED: Do you have a recipe you'd like to share with guild members? Or maybe you've found a great quilting website or blog you'd like to share. Or you've visited a quilt shop within an easy drive which had bargains or a fabric selection no quilter should miss. If so, send an email to CommonThreadsVT@gmail.com, and the newsletter editor will do her best to include it in the next newsletter. Although welcome, your input doesn't have to be a complete article. It could be a few bullets which convey your message. The editor will fill out the article as needed.

Deadline for articles for next newsletter:

Wednesday, September 15th, 2021

Please email articles to Sharon Perry, CommonThreadsVT@gmail.com,
or mail to PO Box 517, Montgomery Center VT 05471



"By all these lovely tokens, September days are here. With Summer's best of weather and Autumn's best of cheer." ~ Helen Hunt Jackson