

# September 2020

## Message from the President

Hello Everyone,

I see red leaves on the mountain! I love this fallish weather and feeling in the air. It makes me want to sew for the holidays. I hope you enjoyed the hybrid meeting we had. I think it worked out well and it was so nice to see you and all your beautiful quilts! A huge thank you goes out to Sharon Perry for her technological expertise and Robin Wright for getting the facility lined up for us.

Lisa will have a new block of the month for you to work on. Make sure you mark your blocks with the month or name of the block, we are working on a way to draw tickets for each month when the year is complete so stay tuned.

Thank you to those of you that took sunshine quilt kits and quilts home for finishing. When you get them done please get in touch with Marion Seasholtz to work out returning them.

On a sad note, we are losing a member of our guild...Nancy Hayden will be moving away. She has done a great job the last year on the newsletter and this will be her last one. I wish her well and will miss her as I know the rest of the guild will as well. On that note, we will need someone to take over her position as newsletter chair. It is not that difficult, and I believe it is set up for anyone to handle. Please let me or Nancy know if you have an interest.

As always, stay safe and sew on,

Andrea Blaisdell

## Officers

President  
**Andrea Blaisdell**  
635-8389

Vice President  
**Lisa Vilord**  
888-7239

Secretary  
**Grace Sweet &**  
244-7123  
**Robin Wright**  
635-9550

Treasurer  
**Lois Lemaire**  
253-7789

Program Chairman  
**By the Month**

Newsletter Editor

Sunshine Chairman  
**Donna Merriam**  
888-3691

Membership Chairman &  
Librarian  
**Jan Kuhn**  
851-8341

Charity Quilts  
**Marion Seasholtz**  
635-2731

Common Threads  
Quilt Guild  
meets the first Thursday of  
every month  
at 6:30 PM at the  
Sterling View Club House in  
Hyde Park  
Dues = \$20 annually

# Secretary's Report

## Secretary's Report (August 6<sup>th</sup> Robin Wright)

**Called to order:** By Andrea at 6:08 pm

**# present:** 16 members at the alternate site, Lamoille County Field Days and 4 members present through Zoom.

The Community Center will be closed until the end of the year at the earliest. This was a special meeting to allow us to get together and show off what we are working on.

**Block of the Month:** Lisa will continue to send a block pattern out in the newsletter each month. Hold on to your blocks until the meeting resume and they will come up with a plan for sharing them. This is an "if you want" activity.

**Sunshine Quilts:** Marion sent in kits and 3 quilts that need binding for anyone looking for more. Tina from VT Quilters Schoolhouse donated 18 yards of fabric for backings.

**Raffle Quilt:** If you have raffle ticket money tonight give to Elaine and she will give to Jan, otherwise they go to Jan. Still have tickets. We are postponing the drawing until next summer at Antiques and Uniques which will be their 50<sup>th</sup> anniversary.

### **New Business:**

If you want to get a book out of the library Jan can get to the library. Contact her to arrange a time to visit the library.

Credits to the Guild Members for their work. 156 gowns were made and submitted to the Manor as well as over 200 masks.

Sharon shared that the Nancy Orcutt sale went well and there are still more products available. She showed Cat blocks she purchased. Nancy Orcutt's husband can be contacted if anyone would like to look at the fabric for purchase. She showed a bag made by former guild member Robin Gouin who now makes them professionally.

**Sew and Tell** by 8 members.

**Adjourned:** at 7:05 pm.


### **Happy Birthday To:**

Melody Chase	Sept 2
Elaine Foster	Sept 8
Mary Doonis	Sept 14
Martha Corey	Sept 18
Pat Slack	Sept 26
Jane Langdell	Sept 27

**Please see the pdf file block of the month instructions for the coronation block.**

**Note: We are doing the 12" square**


## Coronation Block



16" finished quilt block

12" finished quilt block

Fabric Placement



## Coronation Block

16" finished quilt block

### How-to Notes



Bisect square on one diagonal




Bisect square on both diagonals

\*All seam allowances are 1/4" unless noted otherwise

<b>1</b>		<p><b>Background fabric 1</b></p> <p>Cut 14 squares 2 1/2"</p> <p>Cut 5 squares 2 7/8" and bisect on one diagonal</p> <p>Cut 1 square 5 1/4" and bisect on both diagonals</p> <p>Cut 1 square 9 1/4" and bisect on both diagonals</p>
<b>2</b>		<p><b>Fabric 2</b></p> <p>Cut 4 squares 4 7/8" and bisect on one diagonal</p>
<b>3</b>		<p><b>Fabric 3</b></p> <p>Cut 5 squares 2 7/8" and bisect on one diagonal</p>
<b>4</b>		<p><b>Fabric 4</b></p> <p>Cut 4 squares 2 7/8" and bisect on one diagonal</p>

Fabric Placement



## Coronation Block

12" finished quilt block

### How-to Notes



Bisect square on one diagonal



Bisect square on both diagonals

\*All seam allowances are 1/4" unless noted otherwise

<b>1</b>		<p><b>Background fabric 1</b></p> <p>Cut 14 squares 2"            Cut 5 squares 2 3/8" and bisect on one diagonal            Cut 1 square 4 1/4" and bisect on both diagonals            Cut 1 square 7 1/4" and bisect on both diagonals</p>
<b>2</b>		<p><b>Fabric 2</b></p> <p>Cut 4 squares 3 7/8" and bisect on one diagonal</p>
<b>3</b>		<p><b>Fabric 3</b></p> <p>Cut 5 squares 2 3/8" and bisect on one diagonal</p>
<b>4</b>		<p><b>Fabric 4</b></p> <p>Cut 4 squares 2 3/8" and bisect on one diagonal</p>



## Coronation Block

