

August 2018


Message from the President

Hello everyone,

I think summer is here for awhile! It has been beautiful, although a little too warm for my liking. The weather at Antiques and Uniques was actually good, a little rainy to start with but not bad and not too hot. There were a lot of people throughout the day and we did ok selling books, patterns, quilts and fabrics. I brought the books and patterns from the shed and priced them all and I also brought some of the fabric that was in bags and we sold \$91 worth. We had some donated items and some of the Sunshine Quilts for sale. We had a couple of people ask about the raffle quilt tickets. I made some new young friends and they might come to our next meeting. Thank you to Lois Keith, Edna Snow, Nancy Hayden, Jane Paine and her husband Brent for the help that day.

See you all at the next meeting,

Andrea Blaisdell



Officers

President

Andrea Blaisdell

635-8389

Vice President

Lisa Vilord

888-7239

Secretary

Grace Sweet &

244-7123

Robin Wright

635-9550

Treasurer

Lois Lemaire

253-7789

Program Chairman

By the Month

Newsletter Editor

Julie Rohleder

888-3834

Sunshine Chairman

Donna Merriam

888-3691

Membership Chairman &
Librarian

Jan Kuhn

851-8341

Charity Quilts

Marion Seasholtz

635-2731

Common Threads
Quilt Guild
meets the first Thursday of
every month
at 6:30 PM at the
Sterling View Club House in
Hyde Park
Dues are \$15 annually

Secretary's Report

July 5, 2018

The group enjoyed a delicious potluck meal before the meeting.

Andrea Blaisdell called the meeting to order at 6:30.

Drawings: food shelf, Carol Moulton and just for coming, Cindy Smorgens.

Ricky Tims mountain home that he had spent years building in Colorado has burned. Andrea had planned to show a video of his, but the TV at the Sterling clubhouse would not accept the DVD.

July birthdays were announced.

Sally Corbel won the collection of quilt squares made by members. Carol Moulton showed next month's square.

Sharon Perry announced that there will be two workshops on Saturday, August 4th with Susie Perrin, the barn quilt presenter. There will be a pot luck lunch at noon. The morning group is invited to bring a dish and to stay for lunch, the afternoon group is invited to come at noon and bring a dish for the lunch. Sharon Perry will send information to those who have signed up for the workshops. Susie will present a program at the regular guild meeting on Thursday, August 2 for all the members.

Annie Morgan has a quilt frame for sale for \$50.00.

Some members of the guild will be selling some sunshine quilts and any donations at the Antiques and Uniques sale in Craftsbury on Saturday, July 14.

Lois Lemaire had surgery on her foot today.

Show and tell: eight people shared items that they had made including a cannabis patterned tote bag.


Andrea held a drawing of three of Ricky Tims items: winners were Joyce Emerson, Hilda Tallman and Elaine Foster.

Notes by Grace Sweet



Calendar

August 2nd	Regular Meeting 6:30 PM Suzi Parron presentation on Barn Quilts
August 4th	Barn Quilt Workshop with Suzi Parron Potluck Lunch at Noon



Food Shelf Wish List

(Straight from the Food Shelf)

Canned Spaghetti Sauce	Toothpaste
Canned Fruit	Toothbrushes
Canned Vegetables	(for children, too!)
Macaroni & Cheese	Soap
Canned Pasta	Shampoo
Soup	Coffee
Cereal	Healthy Snacks
Tuna	Laundry Detergent
Personal Items for Women	Dish Detergent



Happy Birthday to:

<i>Cindy Smorgans</i>	<i>August 2nd</i>
<i>Ruth Weselow</i>	<i>August 7th</i>
<i>Linda McGraw</i>	<i>August 9th</i>
<i>Caroline Hitchcock & Robin Wright</i>	<i>August 30th</i>
<i>Barb Scribner</i>	<i>August 31st</i>

SUZI PARRON

FEATURED AT AUGUST MEETING AND WORKSHOP



After 15 months of anticipation, Suzi Parron will be the guild's guest speaker on Thursday, August 2nd. She will also lead 2 workshops to make a barn quilt on Saturday, August 4th. Suzi has been "on tour" for several years speaking "to quilt guilds, libraries, civic organizations--whoever would like to hear more about barn quilts!"

Suzi will also be offering a workshop on Saturday, August 4th, at the Sterling View Community Center. We could probably fit 1 or 2 more members into the workshops if any members are still interested. For more details, please contact Sharon Perry at 326-3135 or vtquilter@gmail.com.

Sewing Machine For Sale

Singer Model 99-13 with Knee Control in a wooden carrying case. This is a 25 lb 'portable' electric machine from 1934, and has the knee control and a box of attachments. My husband has refinished the case.
Asking \$125. Contact Julie Rohleder at 888-3834 or fitchinn@comcast.net if interested.

Treasurer's Report

Cash on Hand June 12, 2018	4613.89
----------------------------	---------

Deposits

Expenses

Balance on Hand July 20, 2018	4,613.89
-------------------------------	----------

Submitted by Lois Lemaire



Next Meeting:

Two things to remember:

- 1. Show and Tell*
- 2. Food for the Food Shelf*
- 3. Block of the Month Squares*

COCONUT CREAM SLUSH CAKE

From Sharon Perry

Layer 1:

2 c. graham cracker crumbs
1/3 c. white sugar
1 stick (1/2 c.) butter or margarine, melted

Layer 2:

2 (8-oz.) pkgs. cream cheese, softened
2 c. powdered sugar
2 sm. containers Cool Whip (divided)

Layer 3:

4 1/2 c. half-and-half
3 eggs
1 c. plus 2 T. white sugar
3/4 c. all-purpose flour
1/4 plus 1/8 t. salt
1 1/2 c. flaked coconut, divided
1 1/2 t. vanilla extract

Preheat oven to 350°F. For Layer 1, mix graham cracker crumbs, sugar and butter together. Press into bottom of 9"x13" buttered baking pan. Bake for 10 minutes. Cool and set aside.

For Layer 2, mix together cream cheese and powdered sugar; blend until smooth. Fold in 2 c. Cool Whip, blending well. Spread over Layer 1 evenly. Chill in refrigerator while preparing next filling.

For Layer 3, In a medium saucepan, combine half-and-half, eggs, sugar, flour and salt. Bring to a boil over low heat, stirring constantly. Remove from heat, and stir in 1 1/4 cup of the coconut and the vanilla extract. Cool slightly and pour over Layer 2. Return to refrigerator for 1 hour. Top with remaining Cool Whip and chill in refrigerator for 2 additional hours. Toast remaining 1/4 c. coconut; sprinkle on top of Cool Whip.

Note: To toast coconut, spread it in an ungreased pan and bake in a 300 degree F oven for 15 to 20 minutes, or until golden brown, stirring occasionally. Watch coconut closely as it can brown very quickly as the time approaches 15 minutes.

Square in the Middle

Three Fabrics

1. Choose a bright figured fabric and cut a 5 ½ inch square for the middle
2. Cut 4- 3 inch squares out of a dark fabric that compliments the large square
3. Cut 4 - 3 X 5 ½ inch rectangles from an off white fabric.

Sew

1. Sew a 3 inch square to each side of 2 - 3 X 5 ½ inch off white pieces—see figure 1 – Iron toward dark fabric
2. Sew a 3 X 5 ½ inch rectangle to each side of the large square—see figure 2
Iron toward large square
3. Sew Figure 1 pieces to top and bottom of figure 2 piece.





Figure 1




Figure 2