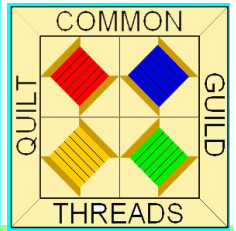


Common Threads Quilt Guild

August 2014



From the President

No sewing this week!!!! Instead I am entertaining my three 17 year old grandsons. What fun we will have. I may take hand sewing to the Water Park to help wile away the time but other than that no sewing. I hope you all have a fun week. Andrea will be acting president for August, as I will be visiting my son and family in Idaho. No sewing those 2 weeks either. but, by Fall I'll be raring to sew and will have some catching up to do. enjoy these nice days of summer and I'll see you in September.

Pat Slack, President

SUMMER

Treasurer's Report

June 15, 2014 - July 12, 2014

Cash forward June 15, 2014	\$4,947.16
Deposits:	
7/7/2014 Sept Class	\$72.00
Total Revenue	\$5,019.16
Expenses:	
ck#	
7/3/14 #296 Sharon Perry (library books)	\$52.08
Total Expenses.....	\$52.08
Cash Balance July 12, 2014	\$4.967.08

Rita Lehouillier Treasurer

PRESIDENT

Pat Slack
644.5404

VICE PRESIDENT

Andrea Blaisdell
635.8389

SECRETARY

Rhonda Griswold
888.5877

TREASURER

Rita Lehouillier
888.6465

MEMBERSHIP

Doreen Noyes
888.5095

Martha Corey
635.7056

NEWSLETTER
Mary Dick
888.4250

SUNSHINE CARDS

Lilalee Fisher
888.1908

Millie Piper
888.3433

PROGRAMS
Sheila Cross
635.7469

Hilda Tallman
888.3808

Cindy Smorgans
644.5880

CHARITY QUILTS
Marion Seasholtz
635.2731


Martha Corey
635.7056

Linda Worth
888.8926

Anita Morris
888.7981

'Ruth Wesolow
888.3309

**Guild meetings are the 1st
Thursday of the month at
Sterling View Clubhouse
at 6:30 PM**





Secretary's Report

July 3, 2014

Call to order at 6:30pm

28 people present

no guests, new members, 5 birthdays

Drawings for Just for coming - Food Shelf

Secretary's report - motion to accept, seconded, passed

Treasurer's report - motion to accept, seconded, passed

Newsletter - A thank you for doing the newsletter was given to Mary Dick

Membership - no one new

Sunshine Quilts - Marion not present but you can give any quilts to Andrea. Home Health let us know one of our quilts with Scooby Doo went to a child

Program Committee - next month will be the teacup auction and in September Jane Frenke. There are still slots available for Friday and Saturday.

Recurring Business

Hints for the month - Julie not present, Aline shared using hair elastics on bobbins, and her favorite tool is a scissor sharpener: Ginny shared using clips to hold strips and bindings and for paper piecing using paper clips instead of pins to hold. Next month Ellie, Mary Dick and Joyce Larow.

Library updated to 361 books 3 newest Bonny Kay Hunter's Leaders and Enders, Twice as Nice, by Eleanor Burns, and Revival: 20th Century Quilts, by the American Quilt Study Group. Some books that have been brought back include 3 Jelly Roll books, scrap books, Log Cabin, Baby Quilts, Star Quilts, and Conestoga Star Quilt.

Block of the Month - Millie Piper is absentia won the blocks. Next month Summer Winds is the pattern. Sally has agreed to do Block of the Month again next year.

Old Business: T shirts - Andrea will help you if you call her.

LACiNg Up walk \$1545 was donated to Lacing Up. We sold a quilt and 3 cookbooks.

New Business: Sharon Perry's sister-in-law has hand made cards to send to service men and to pay for the postage to send the cards, Sharon made a quilt for a raffle, tickets are available for \$10 or 3/\$25.

Andrea has a friend selling a Super Lock Serger with a case, it was \$900 new and she is asking \$550.

Andrea is asking for volunteers to help at Craftsbury's Antiques and Uniques. Andrea will put the tent up and down, she would like help during the day. Quilts and cookbooks will be available for sale.

Adjourned at 6:45 so the potluck could begin with Bingo to follow. Sew and Tell occurred, too.


Rhonda Griswold Secretary





There are still a few spaces available for the Jane Frenke classes. The first class is on Sept 5, 2014 and is about dying fabric. The cost is \$40 which includes dyes, chemicals, fabric, paint and a t-shirt. (please provide a size when registering). The second class is on Sept. 6 and is all about her technique of sewing circles and curves. The cost is \$32 and includes a pattern. If you would like to check her out her website is fiestafibers.com. She is a very enthusiastic quilter, weaver, dyer, fiber artist, colorist. If you would like so sign up call Andrea Blaisdell @ 635-8389.

The Common Threads logo has been digitized for embroidery on t-shirts, sweatshirts, bags or whatever you would like. The company is Linda Lee Monograms and is located in Newport next to Countryside Fabrics. You can order items from them or if you have something you would like to have the logo embroidered on the phone # is 802-334-5779. If you have any questions you can call Andrea @ 635-8389.



Please remember to put your name in finished kits, tops and quilts that you bring in so that you are eligible for the prizes - also, if you use your own fabric for a quilt top just write 'my stash' so you get the extra credit.

Thank you!

Common Threads Sunshine Quilts size guidelines

Hospital birthing center
38" x 38" up to 40" x 40"
Lap quilt in all themes;
men, women, children
42" x 50"
Twin 65" - 72" wide x
90" - 100" long

Full/Queen 90" - 92" wide x
98" - 104" long
These are approximate sizes.

**The size that we use the most
of right now is the lap size**



The Book Nook

New Book Added to the Library

The guild's library holdings now stand at 370 books. The most recent additions are: Color for Quilters by Susan Richardson McKelvey; Great American Quilts 1989 by Oxmoor House; Miniature Magic, 150 Patchwork Patterns by Gay Imbach and Joyce Jespersen Bacon; Quilt Like a Pro by Kaye Wood; Revival! A study of Early 20th Century Colonial Revival Quilts by the American Quilt Study Group; Sampler Supreme by Catherine H. Anthony; The History of the Patchwork Quilt by Schnuppe von Gwinner; The Patchwork

Quilt Design & Coloring Book by Judith LaBelle Larsen and Carol Waugh Gull; The Perfect Patchwork Primer by Beth Gutcheon; Tips for Quilters by Rachel T. Pellman; Twice as Nice: Quilts with Scrap-Saving Bonus Projects by Kari M. Carr.

Most of the books highlighted above were acquired as donations from Aline Sweet. Thanks Aline!!!

For those with internet access, you can peruse the library list in the comfort of your own home. The list for the CTQG library is at commonthreadsvt.org/ctqglibrary. If you have any suggestions for additions to the library, please let Sharon Perry know.

If you'd like to "check out" any of the guild's library books, please contact Sharon at 326-3135 or email vtquilter@gmail.com to let her know which books you'd like. She'll bring them to the next guild meeting or make arrangements to get them to you.

Sharon Perry, Librarian



Don't forget your contribution to the Food Shelf



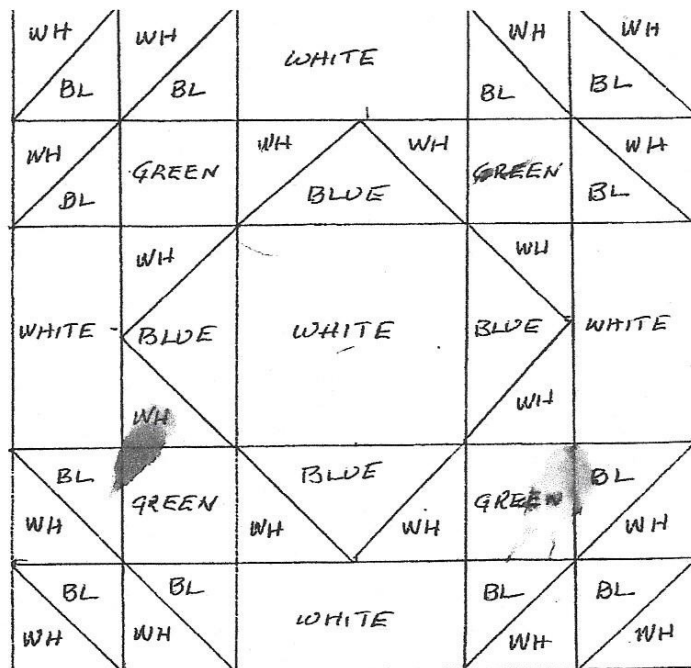
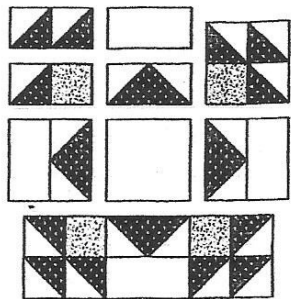
Programs:

August: Tea Cup Auction - please bring something to be included in the auction, and money to buy some tickets. (the door prize box also needs items.)


September: Jane Frenke will be our guest speaker. She will also be leading classes on Friday and Saturday.



Summer Winds is the August block and the colors are green for grass, blue for the sky, and off-white for the clouds blowing in the wind.



CUT: from green - four 2" squares

from blue - one $4\frac{1}{4}$ " square cut diagonally twice;  six
2 $\frac{3}{8}$ " squares cut diagonally

from off-white - one $3\frac{1}{2}$ " square; four $2 \times 3\frac{1}{2}$ " rectangles; ten
2 $\frac{3}{8}$ " squares cut diagonally

SEW: one small blue triangle and one white triangle together twelve times to make a 2" square. Press to the blue.
Make 4 flying goose units from the large blue triangles and two white triangles. Press to the white.
Sew one flying goose to the white rectangle four times to make a $3\frac{1}{2}$ " square. Press to the white.

Sew green squares to the blue side of the blue/white squares four times. Press open. Sew 2 blue/white squares together with white to blue four times. Press two to the left and two to the right.


Sew a rectangle with green to a blue/white rectangle four times to make a $3\frac{1}{2}$ " square. Press open for less bulk in the center.

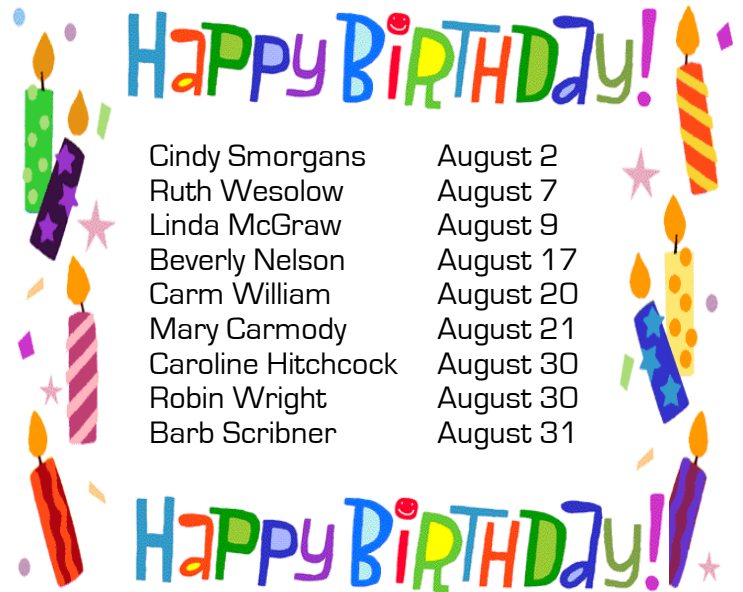
Arrange in a 9 patch with the white square in the center and all white to the outside.

More pieces and more complicated than usual, but will make a handsome quilt. And hopefully I haven't messed up my triangles and rectangles and numbers as badly as I did last month.

Editor's note. I apologize for the raindrops that fell on this pattern as I was leaving the meeting. I hope you all can read it. Mary.

August Redwork Pattern
Courtesy Sharon Perry






Thank You

As most of you know, this will be my last Newsletter. Julie Rohleder will be taking over this position and many of you will remember what a great job she did in the past.

I will miss this work but it will free me up to do more of the other things I love to do: Quilting, of course, gardening, traveling with Fred, and spending time with my family. Thank you for being such a great group and for all your compliments on the Newsletter. And thanks, Julie, for taking my place.



Thank You



**NEXT
MEETING
AUGUST 7
6:30 PM**

