

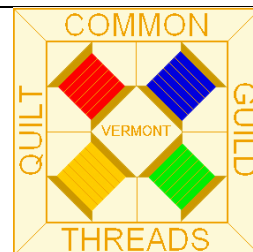
Volume 1

ON POINT

The official newsletter
of the Common Threads Quilt Guild of Lamoille County
in Hyde Park, Vermont

<http://commonthreadsvt.org/>

CommonThreadsVT@gmail.com



Issue 10

The President's Block

Hi Fellow Quilters,

I hope everyone is enjoying the beautiful weather we have been having lately. The flowers are blooming and the weeds are growing! I saw lightning bugs last night out in the hay field, so I guess that means summer is here.

I left the last meeting feeling very grateful for all that have stepped up to continue with our guild. I was very excited about the programs for next year and all the ideas that we tossed around.

Thank you to Sharon Perry for presenting a very interesting and fun program in June. I love the star block and was thinking it would be great to make a Christmas runner with some gold and yellow fabrics for the stars.

The July meeting is one of my favorites because it's potluck! I love all the yummy dishes that you all come up with. Don't forget to bring all your own serving utensils. I will bring something for a drink. We will have a fun night!

That's all for now,
Andrea Blaisdell, President



President

Andrea Blaisdell 635-8389

Vice President

Jane Paine 888-4555

Secretary

Grace Sweet 244-7123
Robin Wright 635-9550

Treasurer

Lois Lemaire 253-7789

Programs

TBD

Newsletter

Sharon Perry 326-3135

Sunshine Cards

Donna Merriam 888-3691

Membership & Librarian

Jan Kuhn 851-8341

Charity Quilts

Marion Seasholtz 635-2731

Common Threads Quilt
Guild meets the 1st Thursday
of every month at 6:30 p.m.
at the Sterling View
Community Center
in Hyde Park

Dues = \$20 annually



2021 – 2022 Guild Calendar

**DOORS OPEN AT 6:00 PM;
MEETING STARTS AT 6:30 PM**

August 5th Summer Potluck

September 2nd Trunk Show
with Carolyn Babcock

October 7th Favorite Quilting Tool or
Notion

October 30th Sunshine Quilt
Workshop CANCELLED

2021 – 2022 Guild Calendar

**DOORS OPEN AT 6:00 PM;
MEETING STARTS AT 6:30 PM**

November 4th CANCELLED

December NO MEETING

January NO MEETING

February NO MEETING

March NO MEETING

April 7th Quilting Pot-Pourri
IN-PERSON Meeting!!!

2021 – 2022 Guild Calendar

**DOORS OPEN AT 6:00 PM;
MEETING STARTS AT 6:30 PM**

April 23rd Raffle Quilt Workshop
At Johnson Town Hall

May 5th Jelly Roll Rug
with Marion Seasholtz

June 2nd Crazy Star Demo
with Sharon Perry

July 7th Summer Potluck
Bring your favorite dish to share!

JULY 2022

Treasurer's Report

Beginning Balance	5/16/2022		\$5,480.81
Income			
None		\$0.00	
	Total Income	\$0.00	
		Subtotal	\$5,480.81
Expenses			
None		\$0.00	
	Total Expenses	\$0.00	
Ending Balance	6/16/2022		\$5,480.81

Respectfully submitted,
Lois Lemaire, Treasurer



BRING A DISH TO SHARE FOR THE JULY SUMMER POTLUCK

The July meeting will feature the annual summer potluck. The summer potluck also signals the upcoming end of the current membership year.

Come celebrate the guild's ability to meet in person once again at the July meeting. Bring a dish to share **AND a serving spoon/utensil for your dish.** Paper plates, cups, napkins and flatware will be provided. Also, Andrea Blaisdell plans to bring something for us to drink. Members are also welcome to bring their own drinks. **We'll begin eating at 6:00 pm.**

QUILT TIPS

- Use a topstitch needle for free motion quilting on or off a frame. The topstitch needle has a longer and wider eye than ANY other needle. The bigger eye keeps your thread from shredding.
- When stitching a straight edge to a bias edge, stitch with the bias next to the feed dogs so it won't stretch out of shape. Remember the acronym BOB...Bias (or Baggy/Bigger) On Bottom.



Secretary's Report

Secretary's Report (June 2nd, 2022 by Robin Wright)

Called to order: 6:30 pm after 30-minute social time **# Present:** 22 members present

Guests: No guests or new members present

Birthdays: Marion Seasholtz, Ellie Murphy, and Jane Paine

Drawings: Pam Gelineau won for Just for Coming and Elaine Foster won for Food Shelf Donation

Secretary's Report: Marion Seasholtz moved to accept; Sharon Perry seconded; passed

Treasurers Report: Marion Seasholtz moved to accept; Sharon Perry seconded; passed

Sunshine Quilts: Marion reported that last month 12 completed quilts were donated so she has put the tags on and added them to the collection. She ordered new labels but the company changed the size. When she contacted them, she was able to get correct size without further charge so we now have large tags for the larger quilts.

Membership: New membership forms were distributed. 2 corrections – Grace Sweet's email should be gwbtsweet@gmail.com and Robin Wright's email should be growingfarm00@gmail.com.

Block of the Month: Lisa sent in the new pattern, sample block shown, patterns available. Scrappy. Consensus was to continue the block of the month. May's block winner is Sheila and June's is Sally.

Nominating Committee: Committee member is Carol Moulton (only member)

The presented slate of officers:

President: Carol Moulton

Vice President: Denise Mayo

Co-secretaries: Grace Sweet and Robin Wright

Treasurer: Cheryl Leach

Committee Chairs

Membership: Jan Kuhn

Sunshine Quilts: Marion Seasholtz

Sunshine Cards: Hilda Tallman

Program: Andrea Blaisdell

Newsletter: Sharon Perry

Andrea stated that bylaws say we vote on the slate of officers in July and they will take over after the August meeting.

New Business:

- Andrea challenges members to bring a new member or a guest to a meeting between now and September.
- Sharon Perry recommended that she and Andrea visit the VT Modern Quilt Guild in Burlington for a meeting to see if they can find their success story.
- Sharon discussed ideas for a class series on quilting basics, some interest in the guild. Andrea did a similar class with new members recruited.
- Discussion around changing the bank for the guild's account. The new treasurer has ties with Union Bank. We presently have an account in TD Bank. Cheryl will look into opening an account at the Union Bank.
- Marion reported there is a 90 y/o who is interested in selling a frame, she has the phone number.
- Donna Hamel shared there is a (JoAnn Fabric) cutting table for sale for \$150.00.
- Hobby Lobby is coming to the Berlin Mall.

Sew & Tell at 7:25 pm.

Program: Sharon presented a YouTube video on making Crazy Star blocks.

Template for crazy star: https://media.rainpos.com/220/crazy_star_template.pdf

URL for YouTube video: https://www.youtube.com/watch?v=ntr33sTnN_8

July Meeting will be the Summer Potluck. Meeting to start at 6:00 pm, potluck (**bring a dish to share AND your own serving spoon/utensil**) and short meeting. Jan Kuhn will be providing plates and serving utensils.

Meeting Adjourned: 8:15 pm


Respectfully Submitted

Robin Wright



Block of the Month

JULY 2022



Colors: Red, white
and blue are
recommended

PATTERN: Martha Washington Star

Pattern from www.patchworksquare.com

If you have any questions, call Lisa Vilord, 802-279-7292.

Click the link below for the Martha Washington Star block pattern

<https://www.patchworksquare.com/mf/martha-washington-star-quilt-block.pdf>



MATTRESS SIZES

CALIFORNIA KING 72" W x 84" L			
TWIN XL	FULL XL	QUEEN 60" W x 80" L	KING 76" W x 80" L
TWIN 39" W x 75" L	FULL (or Double 54" W x 75" L		
YOUTH 33" W x 66" L			
CRIB 27" W x 52" L			

TWIN EXTRA LONG = 39" W x 80" L
FULL EXTRA LONG = 54" W x 80" L



Recipe Corner

CHERRY COFFEE CAKE

Crumb Topping:

$\frac{2}{3}$ cup all-purpose flour
 $\frac{2}{3}$ cup sugar
 $\frac{1}{2}$ teaspoon cinnamon
5 tablespoon salted butter, melted
 $\frac{1}{2}$ teaspoon pure vanilla extract

Cake:

$2\frac{1}{2}$ cups all-purpose flour
 $\frac{3}{4}$ teaspoon baking powder
 $\frac{1}{4}$ teaspoon baking soda
 $\frac{1}{2}$ teaspoon salt
1 cup buttermilk
 $1\frac{1}{2}$ teaspoon pure vanilla extract
10 tablespoons butter, brought to room temperature
 $1\frac{1}{4}$ cups sugar
2 large eggs, brought to room temperature
 $1\frac{1}{2}$ lbs fresh Bing cherries

Prepare the cherries by removing stems and pits and slicing cherries in half or in quarters. Set aside.

Preheat oven to 350 degrees F and Butter and flour a spring-form pan (even if it is nonstick, this step is still recommended).

Prepare the crumb topping. In a medium bowl combine the flour, sugar, cinnamon, butter, and vanilla. Mix well to combine. Transfer bowl to the freezer until ready to use.

Start preparing the cake. In a medium bowl whisk together the flour, baking powder, baking soda, and salt. Mix to combine. Set aside. In a separate, smaller bowl, mix together the buttermilk with the vanilla extract and set aside.

In a large mixing bowl or the bowl of a stand mixer, beat together the butter with the sugar until light and fluffy (approximately 2-3 minutes). Reduce speed to low and add the eggs, one at a time, mixing between each. Begin adding the flour mixture in three separate additions, each separated by the addition of half the buttermilk mixture. Mix only until everything is just incorporated.

Transfer the batter into the prepared pan. Use an offset spatula to smooth the surface. Top the cake in an even layer with the pitted and halved cherries, gently pressing the cherries down just slightly into the cake batter. Top the cake with the crumb topping and transfer to a preheated oven.

Bake for 70-85 minutes. The crumble will start to turn golden and brown just slightly. Edges will be golden and a toothpick inserted into the middle will come out clean.

Remove cake from the oven and allow to cook in the pan for approximately 15 minutes before removing sides from the pan and serving.


ALMOND CHERRY COBBLER

$3\frac{1}{2}$ cups fresh dark sweet cherries, pitted
1 cup all-purpose flour
 $\frac{1}{4}$ cup plus $\frac{1}{2}$ cup sugar, divided
1 teaspoon baking powder
 $\frac{1}{4}$ teaspoon salt
 $\frac{1}{2}$ cup fat-free milk
3 tablespoons butter, melted
1 tablespoon cornstarch
 $\frac{1}{4}$ teaspoon ground cinnamon
 $\frac{3}{4}$ cup boiling water
1 teaspoon almond extract

Preheat oven to 350°. Place cherries in an 8-inch square baking dish coated with cooking spray.

In a small bowl, mix flour, $\frac{1}{4}$ cup sugar, baking powder and salt. Add milk and melted butter; stir in just until moistened. Spread over cherries.

In another bowl, mix cornstarch, cinnamon and remaining sugar; sprinkle over batter. Mix boiling water and almond extract; pour slowly over top. Bake, uncovered, 45-50 minutes or until top is golden brown and filling is bubbly. Serve warm.



SUNSHINE CARDS FOR OUR MEMBERS

If you know of a guild member who is in need of encouragement or comfort due to an illness, bereavement, etc., please contact Donna Merriam, 802-888-3691, rdmerriam@comcast.net. She will send out an appropriate card.

SUPPORTING THE LOCAL COMMUNITY

Guild members are asked to bring nonperishable food shelf donations to Sterling View, the host site of our meetings. Sterling View distributes those donations to the local food shelf. Please drop your items in the basket near the door.



2022-2023 SLATE OF OFFICERS

President: Carol Moulton
 Vice President: Denise Mayo
 Co-Secretary: Grace Sweet & Robin Wright
 Treasurer: Cheryl Leach
 Membership: Jan Kuhn
 Newsletter: Sharon Perry
 Programs: Andrea Blaisdell
 Sunshine Cards: Hilda Tallman
 Sunshine Quilts: Marion Seasholtz

QUILT TIPS

- If your sewing room has a carpeted floor, keep an inexpensive, new round-headed toilet brush. It will pick up the stubborn bits of thread far quicker than the vacuum cleaner.
- Enjoy the process. Wonky seams, blunt points, unpicking seams happen to everyone at some point, even the most experienced quilter.
- As soon as you feel your rotary cutter blade is getting blunt, change it immediately. Always have a spare blade ready!
- Take a picture of your layout before starting to piece your quilt top together.
- While traveling, use a tooth floss container to cut your thread.
- Use a small piece of the self-adhesive sand paper sold for skate boards to keep your rulers from slipping on the fabric. You can make small circles with a paper punch.



Michelle Paige	July	7 th
Hilda Tallman	July	18 th
Grace Sweet	July	21 st
Elena Tague	July	26 th
Donna Hamel	July	31 st

MORE QUILT TIPS

- Wooden figures sold at craft stores make good quilting designs, especially for kids' quilts!
- When cutting quilt pieces, save a small strip of selvage with the printed names of the fabric collection and fabric company. Then, if you happen to run short, you have the information needed to find more fabric.
- Avoid using fabric softener in the washer or dryer when you prewash fabrics that you later intend to fuse. Fusible web will not adhere properly to fabrics treated with fabric softener.
- Audition potential quilting designs by drawing them on clear plastic. Lay the plastic on the quilt top to get a feel for how a quilting design will look.

America the Beautiful

O beautiful for spacious skies,
For amber waves of grain,
For purple mountain majesties
Above the fruited plain!
America! America!
God shed His grace on thee
And crown thy good with brotherhood
From sea to shining sea!

O beautiful for pilgrim feet,
Whose stern, impassioned stress
A thoroughfare for freedom beat
Across the wilderness!
America! America!
God mend thine every flaw,
Confirm thy soul in self-control,
Thy liberty in law!

O beautiful for heroes proved
In liberating strife,
Who more than self their country loved
And mercy more than life!
America! America!
May God thy gold refine,
Till all success be nobleness,
And every gain divine!

O beautiful for patriot dream
That sees beyond the years
Thine alabaster cities gleam
Undimmed by human tears!
America! America!
God shed His grace on thee
And crown thy good with brotherhood
From sea to shining sea!

FEATURED VIDEO TUTORIAL FOR JULY:

https://www.youtube.com/watch?v=Olu5_FoKUcA

Stars & Stripes Table Runner

Misty Doan on At Home with Misty!
Missouri Star Quilt Company

PATRIOTIC PATTERNS

Stars & Stripes Pillow: <https://drive.google.com/file/d/1j6UJYA6zyMUNLqDEEYzLSWIKtS7J7NU-/view>

Star Placemats: <http://www.windhamfabrics.net/images/project/USA%20Picnic%20Under%20the%20Stars,%20Too%20Placemats%20Project%20Brochure.pdf>

Yankee Doodle (4 patterns): https://drive.google.com/file/d/1BOAW-tD7_yG-Wn74e7WoEhyQEWdxjUii/view

Amber Waves: <https://hoffmancaliforniafabrics.net/patterns/files/Amber%20Waves.pdf>

Celebrate: <https://www.robertkaufman.com/assets/pdf/Celebrate-WishwellSpangled.pdf>

JULY WORD SEARCH

E	W	D	E	C	L	A	R	A	T	I	O	N	R
S	C	H	F	B	A	S	E	B	A	L	L	B	P
I	I	I	I	E	R	M	O	S	T	L	S	A	O
N	T	M	R	T	A	C	E	T	O	T	R	R	E
D	O	O	E	C	E	E	P	R	Y	U	A	B	L
E	I	O	C	R	W	L	A	I	I	E	T	E	B
P	R	S	R	L	A	E	R	P	T	C	S	C	S
E	T	E	A	A	T	B	A	E	T	B	A	U	P
N	A	B	C	R	E	R	D	S	T	T	L	E	A
D	P	E	K	K	R	A	E	C	A	N	C	E	R
E	N	E	E	S	L	T	R	E	B	L	U	E	K
N	R	E	R	P	I	I	Y	T	R	E	B	I	L
C	L	E	C	U	L	O	R	E	M	M	U	S	E
E	R	L	D	R	Y	N	B	R	Y	B	U	R	R

AMERICA
 LARKSPUR
 RED
 FIRECRACKER
 CELEBRATION
 CANCER
 DECLARATION
 PARADE
 PATRIOTIC
 BARBECUE
 MOOSE
 WATER LILY
 BLUE
 INDEPENDENCE
 LEO
 STRIPES
 RUBY
 SPARKLER
 LIBERTY
 BASEBALL
 SUMMER
 STARS
 WHITE

LINK TO BARN QUILT TRAIL OF NORTHERN VERMONT

<http://www.barnquiltsfornorthernvermont.org/>

NEWSLETTER IDEAS WANTED: Do you have a recipe you'd like to share with guild members? Or maybe you've found a great quilting website or blog you'd like to share. Or you've visited a quilt shop within an easy drive which had bargains or a fabric selection no quilter should miss. If so, send an email to CommonThreadsVT@gmail.com, and the newsletter editor will do her best to include it in the next newsletter. Although welcome, your input doesn't have to be a complete article. It could be a few bullets which convey your message. The editor will fill out the article as needed.

Deadline for articles for next newsletter:

Friday, July 15th, 2022

Please email articles to Sharon Perry, CommonThreadsVT@gmail.com,
or mail to PO Box 517, Montgomery Center VT 05471



National Ice Cream Day, July 17th



"This, for the purpose of this celebration, is the 4th of July. It is the birthday of your National Independence, and of your political freedom." ~ Frederick Douglass