

July 2020

Message from the President

Hello Ladies,

I hope this beautiful weather we have been having has lifted everyone's spirits and you all have been able to enjoy it. I want to thank the members of the board, Jane Paine, Robin Wright, Lois Lemare, Jan Kuhn and Marion Seasholtz for taking the time to meet to discuss a few things some of you have been asking about. It was a beautiful evening and we sat outside safely with our masks on. It was so nice to see other people!

We decided to suspend dues until September 2021. If anyone wants to join, they would pay when they wish to become a member. We also decided to continue to sell tickets for the raffle quilt until July 2021 at Antiques and Uniques in Craftsbury. The organizer of the event said they are going to reschedule all the festivities for their 50th year to next year so it will still be a special event. If and when you sell tickets, please get them and the money to Jan Kuhn. We have roughly 60 books left to sell, so if you want more, get in touch with her.

Another subject we discussed is the possibility of having a safe meeting sometime this summer. I know we have all been sewing like crazy and are missing our friends but, the likelihood of us being able to get the use of the community center is not looking good for a while. They are not letting anyone use it right now. A few of you have wondered if and when we will be able to get together again. I am a little concerned about a large gathering and I don't know what the state guidelines will be for the rest of the summer but, I did look into an alternate space. Lamoille County Field Days has a building that might work. Part of it is under cover but open on two sides with a large section attached that can be opened up and it is big enough to spread out. There is a little stage in the open part we could use for sew and tell. We would have the use of the restroom and I would go over and clean and disinfect it and all the chairs before the meeting. The down side to the space is we would have to pay possibly \$100 and/or more and we would have to park at the front gate and walk in a little ways depending on when we have it, weekday evening or weekend day time.

Continued on next page.

Officers

President
Andrea Blaisdell
635-8389

Vice President
Jane Paine
888-4555

Secretary
Grace Sweet &
244-7123
Robin Wright
635-9550

Treasurer
Lois Lemaire
253-7789

Program Chairman
By the Month

Newsletter Editor
Nancy Hayden
644-8332

Sunshine Chairman
Donna Merriam
888-3691

Membership Chairman &
Librarian
Jan Kuhn
851-8341

Charity Quilts
Marion Seasholtz
635-2731

Common Threads
Quilt Guild
meets the first Thursday of
every month
at 6:30 PM at the
Sterling View Club House
in Hyde Park
Dues = \$20 annually

Message from the President (continued):

To help make this decision, I would like to know who would attend and who would not. Would everyone please let me know your answer no later than July 5th by emailing me, asblaisdellvt@gmail.com, or calling 635-8389 or call/text me 802-730-4735. If there is enough interest then I will get the ball rolling. If we don't have enough people to make it worthwhile, I understand. We all want to be safe and healthy to quilt on!

Stay healthy, and hope to hear from everyone soon,
Andrea Blaisdell


Happy Birthday to:

| | |
|---------------|---------|
| Hilda Tallman | July 18 |
| Grace Sweet | July 21 |
| Elena Tague | July 26 |
| Donna Hamel | July 31 |


Please see the pdf file or click on the link below for the Balkan Puzzle block of the month instructions.

Note: We are doing the 12” square (not the 8”)

<https://www.patchworksquare.com/mf/balkan-puzzle-quilt-block.pdf>




Balkan Puzzle



12" finished quilt block
8" finished quilt block
6" finished quilt block

Fabric Placement



Balkan Puzzle

12" finished quilt block

How-to Notes




Bisect square on one diagonal



Bisect square on both diagonals

*All seam allowances are 1/4" unless noted otherwise

1



Background fabric 1

Cut 6 squares 3 7/8" and bisect on one diagonal


2



Fabric 2

Cut 2 squares 3 7/8" and bisect on one diagonal

3



Fabric 3

Cut 4 squares 3 7/8" and bisect on one diagonal


4



Fabric 4

Cut 4 squares 3 7/8" and bisect on one diagonal

Fabric Placement



Balkan Puzzle

8" finished quilt block

How-to Notes







Bisect square on one diagonal



Bisect square on both diagonals

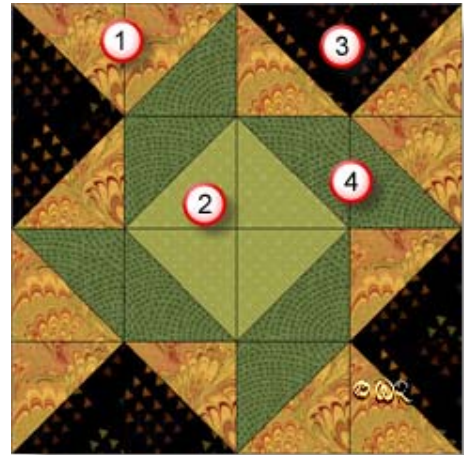
*All seam allowances are 1/4" unless noted otherwise

| | | |
|----------|---|--|
| 1 |  | <p>Background fabric 1</p> <p>Cut 6 squares 2 7/8" and bisect on one diagonal</p> |
| 2 |  | <p>Fabric 2</p> <p>Cut 2 squares 2 7/8" and bisect on one diagonal</p> |
| 3 |  | <p>Fabric 3</p> <p>Cut 4 squares 2 7/8" and bisect on one diagonal</p> |
| 4 |  | <p>Fabric 4</p> <p>Cut 4 squares 2 7/8" and bisect on one diagonal</p> |

Balkan Puzzle

6" finished quilt block

Fabric Placement



How-to Notes







Bisect square on one diagonal



Bisect square on both diagonals


*All seam allowances are 1/4" unless noted otherwise

| | | |
|----------|---|--|
| 1 |  | <p>Background fabric 1</p> <p>Cut 6 squares 2 3/8" and bisect on one diagonal</p> |
| 2 |  | <p>Fabric 2</p> <p>Cut 2 squares 2 3/8" and bisect on one diagonal</p> |
| 3 |  | <p>Fabric 3</p> <p>Cut 4 squares 2 3/8" and bisect on one diagonal</p> |
| 4 |  | <p>Fabric 4</p> <p>Cut 4 squares 2 3/8" and bisect on one diagonal</p> |


Balkan Puzzle






Make 8



Make 4



Make 4



Make 4

