

JULY 2018

Message from the President

Happy summer everyone,

I love this time of year with all the beautiful iris and peony blossoms filling the air with their sweet scent. The other reason for loving this time of the year is the Vermont Quilt Festival. I cannot wait to see all the beautiful quilts and get inspired by all the creativity.

For all those that signed up to volunteer on the Morrisville Historical Society, I have not been able to set up a time and place yet that works for my schedule. Stay tuned for more info in the near future. If you were not at the last meeting and are interested in helping, email me : asblaisdellvt@gmail.com or call: 635-8389.

Finally, July 5th is our summer pot luck. Please bring a dish to share and items for sew and tell. We will be watching a video from Ricky Tims and have some more giveaways.

Enjoy the beautiful weather and have a Happy Independence Day!

Andrea Blaisdell



Officers

President

Andrea Blaisdell

635-8389

Vice President

Lisa Vilord

888-7239

Secretary

Grace Sweet &

244-7123

Robin Wright

635-9550

Treasurer

Lois Lemaire

253-7789

Program Chairman

By the Month

Newsletter Editor

Julie Rohleder

888-3834

Sunshine Chairman

Donna Merriam

888-3691

Membership Chairman &
Librarian

Jan Kuhn

851-8341

Charity Quilts

Marion Seasholtz

635-2731

Common Threads
Quilt Guild
meets the first Thursday of
every month
at 6:30 PM at the
Sterling View Club House in
Hyde Park
Dues are \$15 annually

Secretary's Report

June 7, 2018

The meeting was opened by President, Andrea Blaisdell. There were 39 people present including a guest, Lizzy Perry from Johnson and Mary - a rejoining member, from Johnson.

Drawings: just for coming - Ellie Murphy; food shelf - Hilda Tallman

The minutes of the May meeting were accepted - Shelia Cross made the motion and Marion Seasholtz seconded. The treasurer's report was accepted.

Sunshine cards: Donna Merriam sent a get well and sympathy card to Shirley Duso following her accident and the death of her husband.

Block of the Month by Carol Moulton: won by Donna Hamel. Next month's pattern is star.

Sunshine Quilts: Marion Seasholtz reports that a queen size quilt was given to the Lake Elmore Association to raffle off to raise money to eradicate invasive milfoil. They sent us \$50.00 for the quilt.

A thank you was received from the Johnson Food Shelf.

The Lamoille Family Center is asking for a donation. We could give a quilt, but not money.

Antiques and Uniques Sale in Craftsbury will be July 14 and 15. Help is needed for an hour or two at a time. We will sell a few Sunshine Quilts.

The Raffle Quilt is an appliqué quilt. The appliqué can be done by machine: flowers with zigzag and leaves and stems by blanket stitch. Marion Seasholtz may set up a time on a first or third Saturday at the Johnson Town Hall when a workshop is being held.

Quilt Show to be held in October 2019? A chairperson is needed and committees. A lengthy discussion ensued. Perhaps we could have it at the Hyde Park Elementary School rather than at People's Academy. Sharon Perry will attempt to make a contact. Or, maybe we could have it at the Mattress Warehouse and use the beds for displaying the quilts. Carol Moulton will inquire. At P.A. it cost \$350 for the custodian and \$350 for the Teen Challenge folks to hang the quilts. Our profit was very small because of the delay because of an overheated light fixture and the need for the fire department to come. Other thoughts: we could prepare more items to sell at Antiques and Uniques or at the Montgomery Historical Society's Farmers' Market on Saturdays from 9-1. We will revisit the question in the fall.

August 2nd program. Suzie Perrin will do a presentation on barn quilts. She has written two books: Barn Quilts and The American Quilt Trail and Following the Barn Quilt Trail. Suzie will be holding a workshop at the Sterling View Community Room on Saturday, August 4. The cost is \$45 and includes a primed 2' by 2' board, paint, foam brushes and a pattern. Eleven members have signed up for the workshop.

Flo Verge has a new space for her Country Side Quilt Shop at 1059 VT RT 105, Newport. She will be having an open house June 15 and 16. Phone: 1-802-334-2744.

Tina at Schoolhouse Quilts will be having Sew Days from June 11 - July 2. One day classes. info@vtquiltersschoolhouse

Tracy from the Noyes House Museum in Morrisville wants to know if we would be willing to help put a signature quilt together for the Rocktober Fest. We would get recognition for our work. Andrea asked for people to sign up to help.

The July 5th meeting will be a potluck beginning at 6:00.

Sew and Tell: eight people share their baskets and 10, their quilts.

Program: Marion Seasholtz, Andrea Blaisdell and Sharon Perry shared information from the Ricky Tims workshop held in Burlington at the beginning of May. Marion had dyed some fabric using Ricky's technique of doing the soda ash first and the dye second and had good results. She made several convergence pieces using her dyed fabric and showing us the pieces before assembling and after. Sharon Perry had made a piece with four pieces of purchased fabric that she converged with a most pleasing result. His workshop was inspiring, illuminating and almost overwhelming. Included in the workshop was a booklet with detailed instructions and techniques. He teaches a weekly photography class online that Marion has taken and has found helpful in quilt design.

Notes by Grace Sweet

Calendar

- June 21-23 Vermont Quilt Festival
Champlain Expo, Essex Junction
- June 30 - July 1 North Country Quilters Guild
Annual Quilt Show, 10AM - 4PM
222 Main Street, Newport
- July 5th Potluck Meeting, 6 PM
Sterling View Clubhouse
More Ricky Tims!
- August 2nd Regular Meeting, 6:30 PM
Sterling View Clubhouse
Barn Quilts
- August 4th Make your own Barn Quilt!
Class to make a barn quilt with Suzi
Parron on Saturday. See article...

Potluck!


Our July meeting is our summer potluck. Bring a dish (any dish) to share.

Note that we will be starting at 6 PM for dinner.

Come see what your fellow quilters bring!

Country Side Quilt Shop

Now at 1059 VT Rte 105, Newport
802-334-2744



Food Shelf Wish List

(Straight from the Food Shelf)

Canned Spaghetti Sauce	Toothpaste
Canned Fruit	Toothbrushes
Canned Vegetables	(for children, too!)
Macaroni & Cheese	Soap
Canned Pasta	Shampoo
Soup	Coffee
Cereal	Healthy Snacks
Tuna	Laundry Detergent
Personal Items for Women	Dish Detergent

Happy Birthday to:

<i>Hilda Tallman</i>	<i>July 18th</i>
<i>Grace Sweet</i>	<i>July 21st</i>
<i>Elena Tague</i>	<i>July 26th</i>
<i>Donna Hamel</i>	<i>July 31st</i>

Treasurer's Report

Cash on Hand June 2, 2018	3,841.49
Deposits	
Barn Quilts	720.00
Membership	15.00
Donations Lake Elmore Association	50.00
Expenses	
Julie Rohleder-Newsletter Postage and Copies	13.20
Balance on Hand June 12, 2018	4,613.89

Submitted by Lois Lemaire



Next Meeting: July 5th, 2018

Four things to remember:

- 1. Show and Tell*
- 2. Food for the Food Shelf*
- 3. Potluck dish*
- 4. Block of the Month*

Star

Cut

Four Fabrics

D Flowered Print – 1 - 4" X 4" square

B Cream - 2 – 3 3/8" squares – cut on diagonal

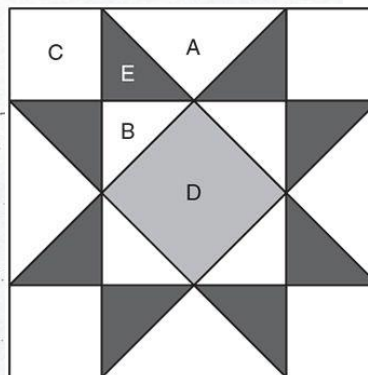
A&C Light Blue or Green – 4 – 3" X 5 1/2" rectangles

4 – 3" squares

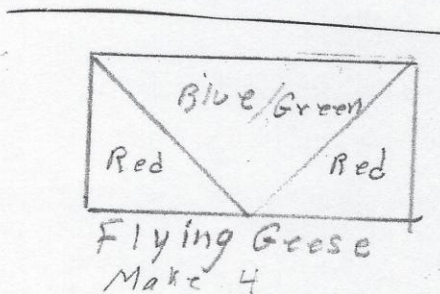
E Red Print – 8 – 3" squares

Sew

- 1) Sew Cream triangles to each side of 4 X 4" square of flowered print to form large square – trim
- 2) Mark Diagonal of each red print square and sew to each side of blue/green 3" X 5 1/2" rectangle to make 4 Flying Geese
- 3) Sew 2 flying geese to each side of large square matching points
- 4) Sew blue/green 3" square to each side of two more flying geese
- 5) Sew units made in step 4 to top and bottom of Large rectangle made in step 3 Matching points.



Center Star



Editors Note: Replaced original image of star because of poor contrast when scanned.

Vermont Quilter's Schoolhouse, 6529 VT 100, Troy - 802-744-4023

Website: <http://www.vtquiltersschoolhouse.com/classes.htm>

Summer Classes:

Sew Days of Summer

Thursday classes 10AM - 12:30 PM

June 21 - Stow & Go Tote

June 28 - Tea Towel Apron

July 12 - Quick Zip Bag

July 19 - Card Case

July 26 - At Your Fingertips Tool Organizer

Free-Motion Mastery with Ranae Merrill

July 11, 6:30PM - Trunk Show

July 12, 9AM - 4PM Class (Domestic sewing machine required)

BARN QUILT AUTHOR FEATURED AT AUGUST MEETING



What is a barn quilt you ask? A **barn quilt** is a large quilt block, hand-painted on wood and typically displayed on the front or side of a **barn** (or garage or house).

Suzi Parron, a barn quilt author, will be the guild's guest speaker on Thursday, August 2nd. She has written two books, *Barn Quilts and the American Quilt Trail Movement* and *Following the Barn Quilt Trail*. She and her husband travel full-time in their RV, and during their travels, Suzi speaks "to quilt guilds, libraries, civic organizations-- whoever would like to hear more about barn quilts!"

According to her website, Suzi's "talk will take you on a journey along the quilt trail, beginning with the very first barn quilt, which stemmed from Donna Sue Groves and her wish to honor her mother's quilting art. The presentation

features over one hundred stunning photographs of barn quilts, some of which rival cloth quilts in their intricacy. You will hear stories of some of the individuals who have painted quilt blocks to honor loved ones or their local culture, along with a few humorous anecdotes."

Suzi will also be offering a workshop for guild members on Saturday, August 4th, at the Sterling View Community Center. The cost for the workshop is \$45. For that price, Suzi provides the following for each participant:

1. Pre-primed 2-ft by 2-ft board (priming is a two-day job, which is already done for you)
2. Suggested patterns ready to transfer (you may bring your own, but keep it simple—and be ready to draw it onto the board)
3. Paint
4. Foam brushes
5. Colored pencils and other tools
6. And her expertise and experience...

Workshop participants are asked to bring the following supplies:

1. Painter's tape--partial roll is fine if you have it on hand. Green "Frog tape" brand is best, but blue Scotch tape is fine. Narrower tape (about 1 inch) is preferred
2. Yardstick or 24 inch ruler
3. Pencil

To reserve your space in the workshop, please mail a \$45 check, payable to CTQG, to Sharon Perry, PO Box 517, Montgomery Center, VT 05471, or sign-up at the July guild meeting. For more about the barn quilt trail and Suzi, please visit <http://www.barnquiltinfo.com/>.