

July 2015

Message from the President

Hi Ladies, Here it is a beautiful June day and summer is almost officially here. A little more difficult to stay inside and quilt, but we all have to get things ready for our October show.

I want to congratulate all our new and returning incoming officers. They will be official at the end of the August meeting. I look forward to being a member of the audience.

I was in Kittery, Maine this weekend and, of course, I had to go to Knight's Quilt shop. I was good, only bought a couple of items. All the flowers in bloom make me think of using bright and beautiful floral material for quilts, table runners, etc. Although, I guess we should be thinking of what to make with all the Christmas fabric we have!!! There is never an end to what we can imagine making and that is what keeps us young and active in our quilting life. As Quilting is surely a fun and productive way of life for many of us.

Time to get my BINGO card ready for the next meeting. See you all in July.



Officers

President
Pat Slack
644-5404

Vice President
Andrea Blaisdell
635-8389

Secretary
Rhonda Griswold
888-5877

Treasurer
Rita Lehouillier
888-6465

Program Chairman
Andrea Blaisdell
635-8389

Newsletter Editor
Julie Rohleder
888-3834

Sunshine Chairman
Donna Merriam
888-3691

Membership Chairman
Jan Kuhn
851-8341

Charity Quilts
Marion Seasholtz
635-2731

Common Threads
Quilt Guild
meets the first Thursday
of every month
at 6:30 PM at the
Sterling View Club House
in Hyde Park
Dues are \$15 annually

Secretary's Report

June 4, 2015 Call to order at 6:32pm

35 people present, 1 guests (the speaker, Anne Standish), no new members, 7 birthdays

Drawings for Just for coming- Rhonda Griswold; Food Shelf- Kathleen Manning

Secretary's report- motion to accepted by Sharon, seconded by Annie, passed

Treasurer's report- motion to accepted by Sharon, seconded by Annie, passed

Newsletter-Julie was not present

Sunshine cards one sent to Cormetia Sweetser- she had a lawn mower accident

Membership- no news

Sunshine Quilts-new kits are available, we have had a lot of fire victims this year, so we have given out so many quilts that we are low on larger quilts. Marion would like to set up a workshop to make kits for the larger quilts, motion to accept made by Ann Harmon and seconded by Sheila, passed. Marion would also like to get material for larger quilts, too. A friend offered her a tote of material and she would just need to pay for postage, we gave the ok.

Raffle quilt was being displayed. Marion has added the photo to facebook.com so people can access it. She reminded us that there will be prizes- the most tickets sold, and prizes for those who sell the tickets for the first, second and third prizes winners.

Program Committee- We need a replacement for a second on the program committee- Molly will be leaving the state. Any volunteers?? In July there will be a potluck and BINGO game, and there are programs all set for the rest of the year so the new program committee member needs to start in January to help Andrea.

Quilt Show Committee: There have been 55 quilts submitted for the show as of June 4. Last show we had 109 displayed. The drawing for early submissions provided Marion with the prize of material. Annie will have Boutique forms. The raffle quilts are all set. Tea Cup auction- Jan and Martha would like to have the items early. The tickets for the Tea Cup Auction are here. Admission materials will need to be checked on in the shed. Silent Auction- Jan and Martha would like these items, also. The material for the ribbons has not yet been acquired. Door Prizes still need to be brought in and Cindy will take any items. If you would like to run a demo let Cindy know. Sign up to volunteer during the show- Friday set up, Saturday and Sunday jobs, take down Sunday afternoon. Cindy will probably be gone during the show, so call Sheila if you have questions. Cindy asked to have a quilt show meeting next week and it will be on Wednesday, June 11, 2015. They will be getting into the shed to check out what there is and what we need to get. The shed has been an issue - getting into during the winter and spring. We will need to work on that later. An article was written before the last show and provided us with an opportunity to advertise the show without spending extra money. Julie will be asked to do this with a photo for the local newspaper- The News and Citizen. Peggy will be making the cards for the quilts with Mary Dick helping, and Sharon will print them. Peggy would like to have a proofreader and Ann Harmon volunteered to do so. A floor plan is available if you would like one. Ann would like to have available a photo of the full size quilt and dimensions.

Recurring Business

Hints for the month Martha shared that she used a pair of clip on magnifying glasses, from the Fly Rod Shop in Stowe, so she could finish a cross stitch piece she has had for 15 or more years. Next month would Rita, Marion and Carol Moulton please remember to bring a hint?

Library has 392 books

Block of the Month-18 blocks were submitted and Lilalee Fisher won them. Next month will be the Sawtooth Star- blue on the outside and you can choose where to place the red and white points.

Cook books have no changes

Old Business

Craftsbury Antiques and Uniques still need volunteers on July 11, 2015, Andrea will be there, too.

Nominating committee have the results for their search: President Sally Cabell volunteered and will ask for help as needed, Donna Hamel will be Vice President., Treasurer will be Rita Lehouillier, Secretary will be Rhonda Griswold, Charity quilts will be Marion Seasholtz, Sunshine cards will be Donna Merriam, Program Committee will be Andrea and a volunteer. Sheila was first to accept and Hilda seconded that the secretary cast a ballot for election, all voted to accept the nominees.

LACiNg Up Andrea will set up the tent at 9:30 am and Marion will help. Packets will be available from Rita. Luminaries are \$5.

Projector report-We have a new projector. Anne Standish will be the first to use it. We should get a screen. Hilda will ask Ken Harvey if we can have it mounted on the ceiling. A screen at Wal-Mart costs about \$107. We will still need to run the projector with extension cords which may be \$200 or so.

It was brought up that the winters have been tricky weather wise for travel. Should we not meet in January and February? Martha was first to make a motion and Ann Harmon seconded the motion, voted by all.

Show and Tell

Program: Anne Standish see annestandish.com making quilts from photographs.

Adjourned at 7:30pm

Submitted by Rhonda Griswold

Calendar


- June 26-28th Vermont Quilt Festival
Champlain Valley Expo, Essex
- June 27th LACiNg Up, People's Academy
- July 2nd Potluck Meeting, 6:30PM
Sterling View Clubhouse
BINGO, bring your "cards"
- July 11th Antiques & Uniques, Craftsbury
Raffle Quilt Sales
- Aug 6th Regular Business Meeting, 6:30 PM
Sterling View Clubhouse
Teacup Auction

QUILT SHOW REGISTRATION DEADLINE

The July guild meeting is the deadline for submitting your quilt registration for the show. The quilt need not be done by this date. It must be ready to hang at the show in October.

SLATE OF OFFICERS FOR 2015-16

- President: Sally Cabel
- Vice President: Donna Hamel
- Secretary: Rhonda Griswold
- Treasurer: Rita Lehouillier
- Programs: Andrea Blaisdell + VOLUNTEER
- Membership: Jan Kuhn
- Newsletter: Julie Rohleder
- Sunshine Quilts: Marian Seasholtz
- Sunshine: Donna Merriam



Food Shelf Wish List

(Straight from the Food Shelf)

- | | |
|--------------------------|----------------------|
| Canned Spaghetti Sauce | Toothpaste |
| Canned Fruit | Toothbrushes |
| Canned Vegetables | (for children, too!) |
| Macaroni & Cheese | Soap |
| Canned Pasta | Shampoo |
| Soup | Coffee |
| Cereal | Healthy Snacks |
| Tuna | Laundry Detergent |
| Personal Items for Women | Dish Detergent |

Happy Birthday to:

- | | |
|--------------------------|----------------|
| <i>Doreen Noyes</i> | <i>July 16</i> |
| <i>Velma White</i> | <i>July 17</i> |
| <i>Hilda Tallman</i> | <i>July 18</i> |
| <i>Grace Sweet</i> | <i>July 21</i> |
| <i>Betty Lou Hunt</i> | <i>July 26</i> |
| <i>& Elena Tague</i> | |

Treasurer's Report

May 15, 2015 - June 13, 2015

Cash forward May 14, 2015		\$3,052.65
Deposits:		
6/12/15	Cookbooks	\$ 10.00
	Total Revenue	\$3,062.65
Expenses		
	Ck. #	
6/4/15	#328	Anne Standish (June program) \$ 150.00
6/12/15	#329	Heather Love Shaw (shipping fabric) \$ 13.55
"	#330	Julie Rohleder (newsletter \$5.34; postage \$9.80) \$ 15.14
	Total Expenses	\$ 178.69
	Cash Balance June 13, 2015	\$2,883.96

Rita Lehouillier



Next Meeting: July 2nd

Four things to remember:


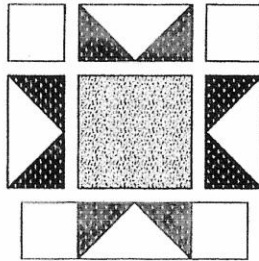
- 1. Quilt Show Registration Forms (deadline!)*
- 2. Block of the Month Squares*
- 3. Potluck dish*
- 4. Bingo squares & buttons*


VOLUNTEERS NEEDED


1. Help set up the potluck on July 2nd.
2. Help man the booth at Antiques and Uniques at Craftsbury Common on July 11th and sell raffle tickets!
3. Work with Andrea on the Programs Committee

For me JULY needs to be a star in red, white and blue. So, for this month's BOM I chose the SAWTOOTH STAR, one of my favorites. Again, there will be choices in color - the background will be blue, but the star points and center can be either red or white, your choice. Certainly use patriotic fabric if you wish.

COLORS: blue for the background and red or white for the star points and center, for a three-colored block



CUT: from blue - one 5 3/4" square, cut diagonally twice;  four 2 3/4" squares.

for STAR POINTS in either red or white - four 3 1/8" squares cut diagonally once; 

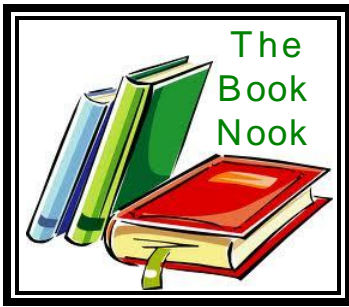
for CENTER in either red or white - one 5" square.

PLEASE NOTE - all star points should be the same color.

SEW: Make 4 flying goose units using one blue triangle and 2 star points each. Press to the star point.

Arrange these in a block with a blue 2 3/4" square in each corner, the red or white 5" square in the center, and the flying goose units in between with the blue to the outside.

Set either on point or straight, these blocks will make a wonderful quilt to add to your collection.



EMBROIDERY BOOKS FEATURED THIS MONTH

The guild's library totals 392 books. Eight of those books focus on embroidery techniques and provide many embroidery patterns. Those books are: **Favorite Appliqué & Embroidery Quilts** by Betty Alderman; **Old World Santas in Redwork** by Marge Wooters of Indygo Junction; **Redwork from The Workbasket** by Rebecca Kemp Brent; Redwork **Quilts & More** by Laurene Sinema and Suzanne McNeill; **Redwork With a Twist** by Pat Sloan; **Splendid Silk Ribbon Embroidery** by Chris Rankin; **The Magic of Crazy Quilting** by J. Marsha Michler; and **Three-Dimensional Appliqué and Embroidery Embellishment** by Anita Shackelford. In addition to these books featuring embroidery, the library also has hundreds of books with many appliqué patterns which can also be used for embroidery.

If you'd like to "check out" any library books, please contact Sharon at 326-3135 or email vtquilter@gmail.com to let her know which book(s) you'd like. She'll bring them to the next guild meeting or make arrangements to get them to you.

For those with internet access, you can peruse the library list in the comfort of your own home. The list for the CTQG library is at <http://www.commonthreadsvt.org/ctqglibrary.html>. If you have any suggestions for additions to the library, please let Sharon Perry know.

Quilt Bingo

Materials for 1, 10½ inch block (your bingo card)

Choose fabric from the following categories:

Batik	Star	Polka Dot	Leaf	1930's Print
Floral	Striped	Plaid	Holiday	Novelty
Heart	Geometric	Solid	Paisley	Metallic (somewhere in fabric)

All squares are 2½ inch squares, with a ¼ inch seam allowance.

- 5 squares assorted blue patterns / solid
- 5 squares assorted yellow and orange patterns / solid
- 5 squares assorted green patterns / solid
- 5 squares assorted red patterns / solid
- 4 squares assorted pink and purple patterns / solid
- 1 square black for the center (free spot)

For each color, select 5 (4 for pink/purple) different patterns / solid. You can repeat the patterns in several different colors if you like.

Block Assembly

1. Join 5 greens from the list to make the first row. In the same manner, make the blue, red, and yellow/orange row.
2. Join 2 pink/purple squares twice so you have two pairs. Join one pink/purple pair on each side of the black square to complete the pink/purple row.
3. Join rows, placing them side by side vertically in this order: Green, Blue, Pink/Purple, Red, Yellow/Orange.
4. Bring buttons for Bingo Chips.

Green Paisley	Blue Batik	Pink/Purple Metallic	Red Polka Dot	Yellow/Orange Stripe
Green Stripe	Blue Leaf	Pink/Purple Star	Red Novelty	Yellow/Orange Heart
Green Star	Blue Holiday	Black	Red Geometric	Yellow/Orange Floral
Green Leaf	Blue Stripe	Pink/Purple Batik	Red Heart	Yellow/Orange Star
Green 1930's	Blue Plaid	Pink/Purple Floral	Red Batik	Yellow/Orange Paisley

This is an example layout - make up your own combination of patterns.

Don't repeat a pattern in any column, but feel free to use the same pattern in as many different colors as you want!

We will have a basket with prizes for the winners. We are asking everyone to bring one fat quarter to put in the basket. If you would like to donate other small items or patterns, they would be much appreciated.

Make more than one block if you would like, they will be collected at the end for making Sunshine quilts. You will be allowed to play 4 blocks at a time. Share the others with friends!

QUILT SHOW

JULY 2 -- The cutoff date for registering your quilts for the show. We have just over 50 quilts at this point and would like more. Remember that it doesn't have to be finished right now so think of things you may have done by Oct. And remember our new category of Wool-works. If you haven't registered your quilt from the Jane Franke workshop, please remember that we would like to display those together, so get the registration in. Marion was the winner of the prize for entering early.

A reminder that your entered quilts will need a 6" sleeve sewn on - NO Pins. Miniatures and wool- works do not need sleeves. The quilt will need to come to the show in a clear plastic bag. No one will be allowed to take their quilt at the end of the show until all quilts are down and bagged.

The Teacup Auction has a few items. Please bring in your donation to Jan or Martha or at least let them know what you will have for them.

Annie has the signup sheets ready for the Boutique Table. She will have them at the meetings or you can print it off the web site - commonthreadsvt.org -- (I have trouble getting on the site at times so just Google common threads quilt guild and you will find it.)

We're looking for fall fabric or even quilts to put on the admissions and other tables.

We have a few demos lined up. What do you do that you would like to share with others?

Get our advertising out there. Julie has made up posters and cards for us to distribute. If you are going to a quilt shop, please bring in a few cards. Hand them out to your friends. Hang a poster or two. Your car window is a good place to hang advertising. We can't be successful if people don't come to the show.

There will a sign-up sheet for working at the show at the next meeting. We are looking for workers for the admission table, raffle ticket table, white glove, and teacup auction table.

--Cindy and Sheila

2015 QUILT SHOW CHALLENGE QUILT

The challenge this year will be monochromatic. Any color you want but just one color plus 20% or less of another color. You may use as many shades or prints of the main color as you'd like keeping the overall look as one color. For instance: an Ohio Star with all blue prints, with the center square in orange. Or your other color could be white or black or another neutral. The size must be a minimum of 50 inches and a maximum of 100 inches in diameter. Shape can be whatever you decide: round, square, triangular, hexagonal or other. There can be appliqué or any embellishment, but it must conform to the color guidelines. Each entry must be quilted and bound.

Go for Wild & Wonderful!

--Mary & Ginny

DON'T FORGET TO REGISTER YOUR QUILTS!