

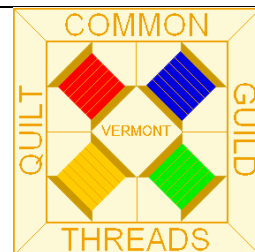
Volume 1

ON POINT

The official newsletter
of the Common Threads Quilt Guild of Lamoille County
in Hyde Park, Vermont

<http://commonthreadsvt.org/>

CommonThreadsVT@gmail.com



Issue 9

The President's Block

Hi Everyone,


It's beginning to look a lot like spring has finally sprung! Everything greened up overnight with all the rain and flowers are popping.

We didn't get a nominating team together, but we did hear from a few members about the officer positions. The only jobs that are open are president and vice president. At this point I am asking two members to take on these positions. It can be a joint effort if it makes it a more comfortable endeavor.

If there is someone who has a technique, notion or other fun program idea for June, please let me know.

Enjoy the beautiful weather!

Andrea Blaisdell, President



President

Andrea Blaisdell 635-8389

Vice President

Jane Paine 888-4555

Secretary

Grace Sweet 244-7123

Robin Wright 635-9550

Treasurer

Lois Lemaire 253-7789

Programs

TBD

Newsletter

Sharon Perry 326-3135

Sunshine Cards

Donna Merriam 888-3691

Membership & Librarian

Jan Kuhn 851-8341

Charity Quilts

Marion Seasholtz 635-2731

Common Threads Quilt
Guild meets the 1st Thursday
of every month at 6:30 p.m.
at the Sterling View
Community Center
in Hyde Park

Dues = \$20 annually



2021 – 2022 Guild Calendar

**DOORS OPEN AT 6:00 PM;
MEETING STARTS AT 6:30 PM**

August 5th Summer Potluck

September 2nd Trunk Show
with Carolyn Babcock

October 7th Favorite Quilting Tool or
Notion

October 30th Sunshine Quilt
Workshop CANCELLED

2021 – 2022 Guild Calendar

**DOORS OPEN AT 6:00 PM;
MEETING STARTS AT 6:30 PM**

November 4th CANCELLED

December NO MEETING

January NO MEETING

February NO MEETING

March NO MEETING

2021 – 2022 Guild Calendar

**DOORS OPEN AT 6:00 PM;
MEETING STARTS AT 6:30 PM**

April 7th Quilting Pot-Pourri
IN-PERSON Meeting!!!

April 23rd Raffle Quilt Workshop
At Johnson Town Hall

May 5th Jelly Roll Rug
with Marion Seasholtz

June 2nd TBA

July 7th Summer Potluck

JUNE 2022

Treasurer's Report

Beginning Balance 4/11/2022

\$5,440.81

Income

Member Dues

\$40.00

Total Income

\$40.00

Subtotal

\$5,480.81

Expenses

None

\$0.00

Total Expenses

\$0.00

Ending Balance 5/16/2022

\$5,480.81

Respectfully submitted,

Lois Lemaire, Treasurer



QUILT TIPS

- Whenever you draft an original pattern or make changes in an existing pattern, always work without seam allowances. Figure the math (or drawings) on your borders, blocks or whatever first, then add the seam allowances. This will minimize confusion and lets you concentrate on design.
- When piecing by machine, use a thread of slightly darker color in the bobbin. Doing this will make your "reverse sewing" (if necessary) easier.
- Glue small pieces of sandpaper on the backs of your rulers to keep them from slipping on the fabric when rotary cutting.
- Keep your old rotary cutter and mat if you buy a new one. Use the old one to cut paper patterns, photos or other craft things.
- Rubberized shelf protectors prevent your sewing machine foot pedal from slipping all over the place. Cut a piece larger than your foot pedal and place it underneath the foot pedal. Also, if your sewing machine "walks" across your table, this product will help.
- When you finish making a quilt, use the scrap fabrics to make a "pillow case" for the quilt to be stored in. You can also make a zipper closing so the quilt can't escape. The zippered case acts as a dust cover, and the scrap fabrics help identify what's inside. If the quilt should need repairs, the fabric from the dust cover can be used.



Secretary's Report

Secretary's Report (May 5th, 2022 by Grace Sweet)

Called to order: 6:30 pm **# Present:** 18 members present **Guests:** None

Drawings: Just for Coming – Robin Wheel; Food Shelf – Elaine Foster

Secretary's Report: Marion Seasholtz moved to accept and Carol Moulton seconded. Motion carried.

Treasurer's Report: Robin Wheel moved to accept and Elaine Foster seconded. Motion carried.

Sunshine Cards: Donna Merriam – no report

Block of the Month: Lisa Vilord – one person brought a square, so it will be added to next month's collection.

Raffle Quilt: The work event has been rescheduled from April 22 to September. People will be asked to sign up in advance to ensure that enough folks will be able to come.

Nominating Committee: Carol Moulton volunteered to be a member of the committee; another person is needed. President and Vice President are needed. The other spots are filled: Membership – Jan Kuhn; Treasurer – Cheryl Leach; Secretary – Grace Sweet and Robin Wright (must ask Robin); Newsletter: Sharon Perry; Sunshine Quilts – Marion Seasholtz; Program Chair – Andrea Blaisdell. The president creates the agenda, runs the meetings, and takes care of details. The vice-president steps in when the president is unable to attend and is a sounding board for the president.


Sew and Tell: Six people shared their creations.

Program: Marion Seasholtz demonstrated how to make a jelly roll rug using left over batting as the filling in the strips. She gave us the following information: "What you need: One jelly roll or 40 2 ½" strips x WOF (or the equivalent). 2 ½" batting strips – I use Warm and Natural and cup up scrap as I finish quilts; Jelly Roll Rug Pattern by RJ Designs: you can find it on Etsy – lots of great tips; Jelly Roll Tube Maker by Gypsy Quilter – optional, but very helpful; Thread – I use Superior thread So Fine #409 (med. Grey)."

Meeting Adjourned: 7:50 pm.

Respectfully submitted,

Grace Sweet



DID YOU KNOW???

- June is Aquarium Month, Fight the Filthy Fly Month, and Rose Month.
- June's flower is the rose or honeysuckle. The birthstone is the pearl, moonstone or alexandrite, and its astrological signs are Gemini, May 21st - June 21st, and Cancer, June 22nd - July 22nd.
- The Moon this month is called Flower Moon, Rose Moon, and Strawberry Moon.
- Some notable historical events in June:
 - On June 5th, 1968, Bobby Kennedy was assassinated in California.
 - On June 14th, 1775, the U. S. Army was formed, and on the following day George Washington was appointed the Commander-in-Chief of the U.S. Army.
 - On June 18th, 1873, women's rights advocate Susan B. Anthony was arrested for voting in Rochester, NY. And on the same day 110 years later in 1983, Sally Ride became the first woman in space.
 - On June 19th, 1964, the Civil Rights Act of 1964 was approved after an 83-day filibuster.
 - On June 26th, 1959, the Saint Lawrence Seaway was opened.

Block of the Month

JUNE 2022



Colors: Make it scrappy; no color recommendation

PATTERN: Checkmate

Pattern from www.patchworksquare.com

If you have any questions, call Lisa Vilord, 802-279-7292.

Click the link below for the Checkmate block pattern

<https://www.patchworksquare.com/mf/checkmate-quilt-block.pdf>



QUILTER'S TEN COMMANDMENTS

Thou shalt not do buttons.

Thou shalt sew 1/4" seams.

Thou shalt leave no bolt unturned.

Thou shalt not rip - only un-sew!

Thou shalt not envy thy neighbor's stitches.

Thou shalt never pass a quilt shop.

Thou shalt cook & clean but once a week.

Thou shalt never quilt tomorrow what you can quilt today.

Thou shalt not covet thy neighbor's stash.

Thou shalt not reveal funds spent on quilting supplies.



**Barbecue
Season
is here!**

Recipe Corner

STRAWBERRY JELLO PRETZEL SALAD

1 ¼ cup sugar
 2 cups crushed pretzels
 ¾ cup melted unsalted butter
 8 oz. softened cream cheese
 8 oz. tub of whipped topping, thawed
 6 oz. package strawberry gelatin
 2 cups heated pineapple juice
 10 oz. sliced frozen strawberries (thawed)

Stir pretzels, ¼ cup sugar, and butter together in a 9x13 baking dish. Bake for 10 minutes at 350 degrees. Remove from oven and cool completely.

Prepare Jell-O according to directions, substituting hot pineapple juice for hot water, and add the strawberries right before chilling. Refrigerate until partially set.

Beat cream cheese and 1 cup of sugar together until smooth. Fold in the thawed whipped topping. Spread over the cooled pretzel crust.

When the Jell-O is cool and partially set, pour it over the cream cheese layer. Chill before serving.

Notes: If you can't get tubs of whipping cream or prefer to make your own, use a mixer with a whisk attachment to beat 1 cup of heavy whipping cream until soft/medium peaks form. You can heat the pineapple juice in a saucepan on the stove, or place it in a glass measuring cup and heat it in the microwave.

SCOTT'S STRAWBERRY DAIQUIRIS

1 (6-oz.) can frozen limeade concentrate
 8 oz. frozen strawberries
 6 oz. rum
 1 teaspoon sugar
 Water
 Lime
 Sugar for garnish
 Fresh strawberries for garnish

In a blender, mix together limeade, strawberries, rum and sugar. Blend on high. Add water as needed. Cut lime into wedges. Run wedge along rim of glass. Dip rim into sugar. Pour daiquiri into glass. Garnish with fresh strawberry and/or lime wedge.

SPINACH – STRAWBERRY SALAD

Pecans:

2 tablespoons butter

1 ½ cups pecan halves
 ½ cup sugar

Melt butter and sugar in heavy skillet, stir in pecans and cook until coated and browned slightly. Watch closely as the mixture burns easily. Cool on waxed paper or foil.

Dressing:

⅔ cup white vinegar
 ½ cup sugar
 2 tsp. salt
 2 tsp. mustard (I used Dijon)
 3-4 scallions chopped
 2 c. Veggie oil
 2 tsp. poppy seeds

Whisk ingredients together.

Salad:

1 pound fresh spinach, washed and thick stems removed, then torn
 2 cups sliced celery
 1 pint fresh strawberries, hulled and sliced

Assemble salad. Dress salad and add pecans at last minute.

Note: Dressing recipe makes too much for salad, so add dressing to taste.



SUNSHINE CARDS FOR OUR MEMBERS

If you know of a guild member who is in need of encouragement or comfort due to an illness, bereavement, etc., please contact Donna Merriam, 802-888-3691, rdmerriam@comcast.net. She will send out an appropriate card.

SUPPORTING THE LOCAL COMMUNITY

Guild members are asked to bring nonperishable food shelf donations to Sterling View, the host site of our meetings. Sterling View distributes those donations to the local food shelf. Please drop your items in the basket near the door.



MORE QUILT TIPS

- Share your quilting projects with everyone you know. You never know when someone (usually the person you least expect) will become interested in quilting and want to learn.
- Glue small pieces of sandpaper on the backs of your rulers to keep them from slipping on the fabric when rotary cutting.
- It's easier to make half-square triangles slightly larger size than the finished requirement, and then square them to size.
- Keep a small empty tissue box (the square ones) on your cutting table for a tabletop wastepaper basket. It's perfect for small pieces of thread, etc.
- Keep an extension cord in your traveling sewing machine case. You never know if you'll need one when you go to a class or a friend's house to sew.
- To make it easier to remove papers from foundation-pieced projects, run the handle end of a pair of scissors along each stitching line to weaken the paper.
- She who has the most wins! The most important tool for quilting is your fabric collection. Build a good stash and then you'll always be able to find that special piece you need to complete a project.



Jane Paine	June 12 th
Marion Seasholtz	June 21 st
Ellie Murphy	June 29 th

NOMINATING COMMITTEE MEMBERS STILL NEEDED

Carol Moulton volunteered to be a member of the committee. Another person is needed.

The only positions needing to be filled are president and vice president. The president creates the agenda, runs the meetings, and takes care of details. The vice-president steps in when the president is unable to attend and is a sounding board for the president.

The other spots are filled:

- Membership – Jan Kuhn
- Treasurer – Cheryl Leach
- Secretary – Grace Sweet & Robin Wright (must ask Robin)
- Newsletter: Sharon Perry
- Sunshine Quilts – Marion Seasholtz
- Program Chair – Andrea Blaisdell.



Dust If You Must

By Rose Milligan

Dust if you must, but wouldn't it be better
To paint a picture, or write a letter,
Bake a cake, or plant a seed;
Ponder the difference between want and need?

Dust if you must, but there's not much time,
With rivers to swim, and mountains to climb;
Music to hear and books to read;
Friends to cherish and life to lead.

Dust if you must, but the world's out there
With the sun in your eyes, and the wind in your hair;
A flutter of snow, a shower of rain,
This day will not come around again.

Dust if you must, but bear in mind,
Old age will come and it's not kind.
And when you go (and go you must)
You, yourself, will make more dust.

AND EVEN MORE QUILT TIPS

- Keep some alcohol prep pads in your sewing box and near your sewing machine. They're great if you jab yourself with a needle. You can also use them to clean your needle when it gets sticky from fusibles or glue.
- Before starting a new quilt, transfer the cutting instructions to a dry erase board. As you cut, erase that size and move on. It's easier than looking at the instructions in the magazine.
- Cut your practice pieces for machine quilting into circles and zigzag the edges. You can use the circles as protection between pieces of china when stacking them.
- To get the perspective of distance on a quilt plan, view it through a door peephole insert from the hardware store.
- Cut the background fabric block for redwork or appliqué 1" larger than the desired finished block size. This will allow for "shrinkage" while you work.
- Pin appliqué elements to the background fabric from the back instead of the front. The thread will be less likely to catch on the pins.
- Recycle flexible plastic cutting boards for the bottoms of handmade bags. Cover the plastic with a layer of batting for padding and a fabric sleeve.
- When safety pin basting, use a crochet hook or a grapefruit spoon to help catch the points of the pins as they emerge from under the quilt.



School's Out for Summer!!!



JUNE WORD SEARCH

I	A	I	H	H	P	I	C	N	I	C	E	M	F
I	B	R	I	D	E	P	C	G	C	A	M	P	A
I	I	R	M	O	L	R	A	E	P	S	L	G	T
I	C	E	C	R	E	A	M	M	O	O	R	G	H
S	A	R	L	G	A	R	D	E	N	I	N	G	E
L	J	U	N	E	T	E	E	N	T	H	P	G	R
A	G	C	R	E	E	M	E	E	A	O	N	K	E
D	G	R	A	D	U	A	T	I	O	N	C	R	C
N	W	E	D	D	I	N	G	L	G	T	C	A	N
A	P	M	I	E	K	A	L	L	G	A	L	F	A
S	T	O	G	N	I	M	M	I	W	S	P	T	C
D	E	A	D	O	N	U	T	S	B	E	A	C	H
U	G	E	M	I	N	I	D	D	A	Y	O	A	R
S	U	M	M	E	R	G	R	I	L	L	B	E	E

GARDENING
 SANDALS
 PICNIC
 GRADUATION
 PEARL
 SWIMMING
 GEMINI
 GRILL
 FLAG
 BRIDE
 CANCER
 LAKE
 ICE CREAM
 DONUTS
 POOL
 JUNETEENTH
 CAMP
 CREEMEE
 WEDDING
 SUMMER
 BEACH
 D DAY
 GROOM
 FATHER

LINK TO BARN QUILT TRAIL OF NORTHERN VERMONT

<http://www.barnquiltsfornorthernvermont.org/>

NEWSLETTER IDEAS WANTED: Do you have a recipe you'd like to share with guild members? Or maybe you've found a great quilting website or blog you'd like to share. Or you've visited a quilt shop within an easy drive which had bargains or a fabric selection no quilter should miss. If so, send an email to CommonThreadsVT@gmail.com, and the newsletter editor will do her best to include it in the next newsletter. Although welcome, your input doesn't have to be a complete article. It could be a few bullets which convey your message. The editor will fill out the article as needed.

Deadline for articles for next newsletter:

Wednesday, June 15th, 2022

Please email articles to Sharon Perry, CommonThreadsVT@gmail.com,
or mail to PO Box 517, Montgomery Center VT 05471



Flag Day, June 14th



*"If a June night could talk, it would probably boast
it invented romance." — Bernard Williams*