

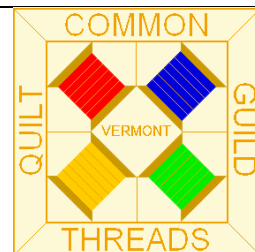
Volume 1

ON POINT

The official newsletter
of the Common Threads Quilt Guild of Lamoille County
in Hyde Park, Vermont

<http://commonthreadsvt.org/>

CommonThreadsVT@gmail.com



Issue 5

MARCH 2022

The President's Block

Hello to all my quilting friends!

JANUARY THOUGHTS: I miss you all very much and really miss seeing all your beautiful quilted works of art. I can only imagine all the fantastic gifts you have made for your family and friends. Because of my work schedule this time of year, I haven't been able to sew much lately, but I will be taking some time off and you bet I will be spinning some bobbins! My goal for 2022 is to set aside at least a half hour each day to sew or work on some quilting project. I am really hoping that things start to get better after the holidays and we will be able to get together soon. I will keep you posted if I hear of any changes.

FEBRUARY THOUGHTS: I hope this message finds you all doing well and warm. I am glad to see some snow because it seems to warm up a little bit, even if it is a little more work to get around. We are in need of your help! The Guild's supply of finished sunshine quilts is very low in all sizes, so I am asking if we can rally together and get some finished. They are in various stages of completion: kits, tops needing sandwiching, sewing together and turning, sewing around the edge and tying and putting the labels on. If you can and want to help in any way, please get in touch with Marion at 802-635-2731 to work out a safe pick up/drop off time. Thank you to all of you that have been making quilts from your own stash and donating them to our cause. They have been graciously received!

MARCH THOUGHTS: I am still working out a way to work on the raffle quilt, and I am hoping in a couple of months we will be able to work on it in small groups. I am also staying in touch with Jan Kuhn to see when we might be able to meet again at the Sterling View Community Center. Stay tuned! That's all for now. Take care and please stay healthy!

Andrea Blaisdell, President

*Happy
St. Patrick's
Day*



President

Andrea Blaisdell 635-8389

Vice President

Jane Paine 888-4555

Secretary

Grace Sweet 244-7123
Robin Wright 635-9550

Treasurer

Lois Lemaire 253-7789

Programs

TBD

Newsletter

Sharon Perry 326-3135

Sunshine Cards

Donna Merriam 888-3691

Membership & Librarian

Jan Kuhn 851-8341

Charity Quilts

Marion Seasholtz 635-2731

Common Threads Quilt
Guild meets the 1st Thursday
of every month at 6:30 p.m.
at the Sterling View
Community Center
in Hyde Park

Dues = \$20 annually



2021 – 2022 Guild Calendar

**DOORS OPEN AT 6:00 PM;
MEETING STARTS AT 6:30 PM**

August 5th Summer Potluck

September 2nd Trunk Show
with Carolyn Babcock

October 7th Favorite Quilting Tool or
Notion

October 30th Sunshine Quilt
Workshop at Sterling View
9 am – 2 pm

2021 – 2022 Guild Calendar

**DOORS OPEN AT 6:00 PM;
MEETING STARTS AT 6:30 PM**

November 4th Wool Appliqué
By Machine with Marion Seasholtz

December NO MEETING

January NO MEETING

February NO MEETING

March NO MEETING

2021 – 2022 Guild Calendar

**DOORS OPEN AT 6:00 PM;
MEETING STARTS AT 6:30 PM**

April 7th

May 5th

June 2nd

July 7th Summer Potluck

Treasurer's Report

There is no Treasurer's Report this month since the guild did not have a meeting December through February.



MODERN QUILTING

Modern quilts are primarily functional and inspired by modern design. Modern quilters work in different styles and define modern quilting in different ways, but several characteristics often appear which may help identify a modern quilt. These include, but are not limited to: the use of bold colors and prints, high contrast and graphic areas of solid color, improvisational piecing, minimalism, expansive negative space, and alternate grid work. "Modern traditionalism" or the updating of classic quilt designs is also often seen in modern quilting.

Modern quilting has existed in many forms for much of the 20th century. It wasn't until the 2000s that quilts with a modern aesthetic began to appear in greater numbers and quilters began to describe themselves as modern. A defining event occurred in 1998 when Martha Stewart Living featured Denyse Schmidt, calling her quilts a "chic, modernist aesthetic." For many quilters in the early days of the movement, this was a key inspirational moment.

The growth of the movement was facilitated by four factors: the cultural shift of quality design being recognized by the general public, affordable digital cameras, the changing fabric industry and the rise of social media. In 2002, the Quilts of Gee's Bend exhibit at the Museum of Fine Arts Houston and the publication of Yoshiko Jinzenji's book *Quilt Artistry*, further provided inspiration to a small but devoted group of modernist minded quilters.

Two influential books were published in 2005, *Denyse Schmidt Quilts* and *the Modern Quilt Workshop* by Weeks Ringle and Bill Kerr. The first online quilt blogs were established on blogs around these two books and awareness continued to increase in the online world. The Flickr group *Fresh Modern Quilts*, established in 2008, provided the first online centralized social media venue for quilters in the movement. With that flickr group and many active blogs, the online world of modern quilting took off like wildfire.


In 2009, Alissa Haight Carlton and Latifah Saafir founded the Modern Quilt Guild giving the online community a chance to form in person connections with other modern quilters. In 2013, the Modern Quilt Guild hosted its first QuiltCon, which has evolved into the largest modern quilting event in the world.

Excerpt from www.themodernquiltguild.com



Secretary's Report

There is no Secretary's Report this month since the guild did not have a meeting December through February.



THE SIZE OF THE QUILTING MARKET

Every year for the past ten years, Premier Needle Arts has conducted The Quilter's Survey. The company works in cooperation with various brands in the quilting industry in order to conduct a survey to help them understand the quilting market, assess its size and growth potential, and collect data about the typical quilter and her consumer behavior. The results of the next survey should be released in spring 2022.

According to the survey, as well as other data Premier Needle Arts accessed to understand the market, there are now 85 million "active creatives" in North America, meaning people who have done at least one creative project in the last year. Crafts generate \$35 billion in annual sales. There are currently 10-12 million quilters and the quilting market is expected to approach \$5 billion by 2026-2027. In 2020 there was a more than 12% increase in the number of new quilters. **The quilting market is expected to grow to \$5 billion by 2026.**

The data indicates that the average quilter is a retired woman who is approximately 65 years old with a household income of \$60,000 or more; 17.5% have full-time jobs. Average quilters have been quilting for over 10 years and spend more than six hours each week working on quilting projects. The average quilter owns four sewing machines. Fewer than 30% of quilters pay someone else to quilt their quilts, preferring instead to do the quilting themselves.

The average quilter is now online every single day. They are doing research and shopping online 30% more today than they did in 2018, and YouTube is now the first place they go to learn new techniques (versus websites and blogs which was #1 last year). New quilters report that sewing is their main hobby besides quilting, indicating that sewing is a gateway to quilting. There are now 33 million active sewists, a more than 10% increase over last year.

The majority of quilters prefer to shop for fabric, thread, and notions at independent quilt shops. The number of quilters shopping online for fabric, notions, and other quilting supplies continues to increase year-over-year, though, but ecommerce growth for supplies is greater than for fabric and notions.

63% of quilters still buy and read magazines, but overall magazine subscriptions have decreased by 15% over the last five years.

14% of quilters report that they attended at least one virtual show this year, but overall their experiences with online quilting events were subpar and 80% say they wouldn't attend one again next year.

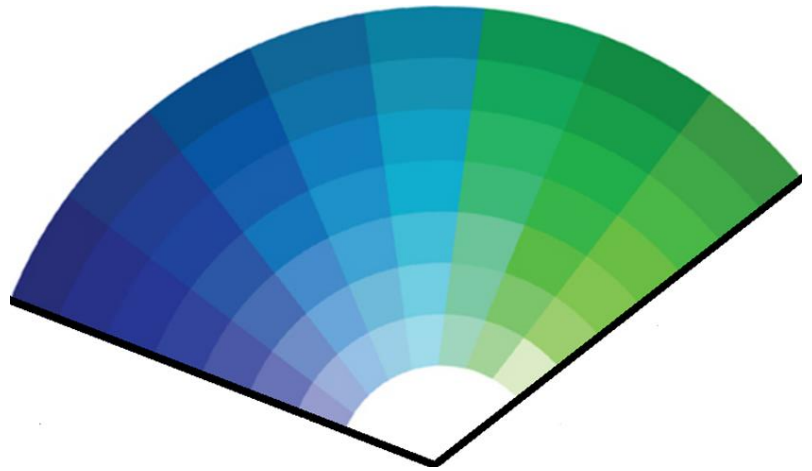
Excerpt from craftindustryalliance.org

QUILT TIPS

- When pressing really small pieces or miniature blocks, just spritz a bit of water on your pressing surface, and then lay the fabric down on the dampened part of ironing board to press. It saves fingers from getting too close to the hot iron!
- To celebrate the birthday of a quilting friend, use a "jelly roll" (try cutting your own "jelly roll" strips from one of Marcus' Strip-It fabrics), insert candles, and present it as birthday cake for your quilter friend, with the fabrics being the gift for her to make a new project and your gift being the jelly roll fabric for her to make a project. NOTE: Don't light the candles... it's just a fun gift presentation!
- Chocolate is a necessary quilting notion!

Block of the Month

MARCH 2022



Colors: Navy blue to bright green on the color wheel

PATTERN: Brave New World Quilt Block

Pattern from www.patchworksquare.com

If you have any questions, call Lisa Vilord, 802-279-7292.

Click the link below for the Four Patch Pinwheel block pattern

<https://www.patchworksquare.com/mf/brave-world-quilt-block.pdf>




QUILT TIPS

- Use the small stand up empty boxes of tissues on your work table, to throw away scraps, loose thread etc. The scraps, etc. stay put, and the box takes up minimal table space.
- Don't have a needle threader on your machine? Buy a pack of floss threaders - you'll find them in the dental aisle of your local drug store. You will be amazed how easily you'll be able to thread that needle!
- To help determine the best of several fabric choices, lay out each version on the floor then stand on a chair to take a digital picture of each. Compare the various pictures on your computer. This gives a more removed view of each choice--like looking at a picture in a

magazine!! Even better, wait until the following day to separate yourself further before you decide. Combine this tip with the use of a design wall for the most objective view.

- When finishing up a quilt there is sometimes batting left over from the edges of the quilt. Trim away the excess batting along the sides of the quilt once it's sandwiched. You can use the batting strips in a Swiffer-style dust mop on a wood floor to pick up all those loose threads. The batting can also be used wet for a quick clean up when you've run out of Swiffer pads. The batting can also be washed and reused.



Recipe Corner

RECIPE CORNER: MAPLE BALSAMIC VINAIGRETTE

- 1 teaspoon dry mustard
- ½ teaspoon dried basil
- 3 tablespoons balsamic vinegar
- 2 tablespoons maple syrup
- 1 tablespoon lemon juice
- 1 clove garlic, minced
- 1 cup extra virgin olive oil
- 1 teaspoon salt
- ½ teaspoon freshly ground black pepper

In a small bowl, combine mustard, basil, garlic, salt, and pepper. Add vinegar, maple syrup and lemon juice. Whisk together. Add olive oil and whisk until emulsified.

RECIPE CORNER: MAPLE WALNUT SQUARES

- 1 ¼ cups flour
- ⅓ cup sugar
- ½ cup butter, softened
- 2 eggs, beaten
- ⅔ cup sugar
- ¾ cup maple syrup
- ¼ teaspoon salt
- 2 tablespoons butter, melted
- 1 ½ teaspoon vanilla
- 2 tablespoons flour
- 1 cup walnuts, chopped

Preheat oven to 375° F.

In a bowl, combine first 3 ingredients (flour, sugar, butter) and press into a greased 9-inch square pan. Bake for 15 minutes; set aside.

Lower oven temperature to 350° F. In a large bowl, combine remaining ingredients and mix well. Pour filling over baked crust. Bake for 25 minutes.

RECIPE CORNER: IRISH CREAM BUNDT CAKE

CAKE:

- 1 cup chopped pecans
- One 15.25 ounce box yellow cake mix
- One 3.4 ounce package instant vanilla pudding mix
- 4 large eggs
- ¼ cup water
- ½ cup vegetable or canola oil
- ¾ cup Irish Cream liqueur

GLAZE:

- ½ cup (1 stick) butter

- ¼ cup water
- 1 cup granulated white sugar
- ¼ cup Irish Cream liqueur

Preheat oven to 325°F. Grease and flour 10-inch bundt pan. Sprinkle chopped nuts evenly over the bottom of the pan.

In a large bowl, combine the cake and pudding mixes. Add the eggs, water, oil and liqueur. Beat for 5 minutes at high speed. Pour the batter over the nuts in pan.

Bake 60 minutes, or until a toothpick inserted into the center of the cake comes out clean. Cool for 10 minutes in the pan.

Prepare the glaze while the cake is cooling in the pan. Combine the butter, water and sugar in small saucepan. Bring to a boil, then reduce the heat to simmer and stir until the sugar is dissolved. Remove from heat and stir in the Irish Cream.

Invert the cake onto a serving dish. Prick the top and sides of the cake. Spoon the glaze over the top and brush onto the sides of the cake. Allow the cake to absorb the glaze; repeat until all the glaze is used.

RECIPE CORNER: HOMEMADE MAPLE CARAMEL SAUCE

- ¼ cup maple syrup (real maple syrup)
- ¼ cup butter
- 2 – 4 tablespoons brown sugar
- ¼ cup heavy whipping cream

In a heavy saucepan add the maple syrup and brown sugar, heat on low/medium heat until boiling, place candy thermometer in the pot and continue on a low boil until temperature reaches 235F (112C), stirring every couple of minutes with a wooden spoon.

Remove from heat, add the butter and stir until melted, add the cream and combine. Pour into glass jar, the sauce will thicken as it cools. Once cool cover tightly and store in the refrigerator. Stir well before serving.



SUNSHINE CARDS FOR OUR MEMBERS

If you know of a guild member who is in need of encouragement or comfort due to an illness, bereavement, etc., please contact Donna Merriam, 802-888-3691, rdmerriam@comcast.net. She will send out an appropriate card.



Ways To Celebrate National Quilting Day, On March 19th, 2022

- Go on the Vermont Shop Hop!
- Visit your local quilt shop!
- Proudly display a quilt outside your home.
- Share your skills and teach someone to quilt.
- Document your quilting story.
- Work on a comfort quilt.
- Finish a UFO or at least make a list of your UFOs and prioritize them for finishing.
- Give your quilting room a spring cleaning.
- Organize your scraps, magazines, patterns, thread, etc.
- Take an online quilting class.
- Listen to a quilting podcast.
- Play with your fabric stash and plan your next project.
- Try a new quilting skill.
- Read a quilting themed novel.
- Build your quilt bucket list.
- Call a quilting friend.
- Take a drive and look for barn quilts.
- Watch a Textile Talks YouTube video on the Textile Talks channel found [here](#).



| | | |
|------------------|-------|------------------|
| Sally Cabell | March | 3 rd |
| Andrea Blaisdell | March | 29 th |

SUPPORTING THE LOCAL COMMUNITY

Guild members are asked to bring nonperishable food shelf donations to Sterling View, the host site of our meetings. Sterling View distributes those donations to the local food shelf. Please drop your items in the basket near the door.

REDWORK TIPS

- Use a Sakura Pigma Pen size .01, in a color to match your floss, to trace your embroidery pattern; this pen is permanent, so mark carefully.
- Redwork does not have to be done in red. "Redwork" is a style, and any color may be used.
- Always use new floss; new floss will last longer and have a smoother appearance.
- Although muslin is the traditional fabric of Redwork, many other fabrics look great, including monotone prints; Kaufman Kona Cotton "Snow" is a fabric that gives a finer appearance than muslin and is easy to work on.
- Use a fine embroidery needle such as size # 9.



IT'S STILL COLD OUTSIDE

By Judy Ball

It's cold outside,
Oh it's cold outside.
We're waitin' for the warm,
Because it's cold outside.

We're tired of snow and ice,
And of oceans of white.
We're tired of building snowmen,
And of snowball fights.

I want to skate on wheels,
Instead of gliding on blades.
I want to have a picnic,
And drink lemonade.

It's cold and damp and there's a wind,
It's blowing up a storm.
It's March the twenty-seventh,
We're still waiting for the warm.

Upcoming Events

TOMORROW'S HEIRLOOMS: THROUGH THE GENERATIONS, Saturday, April 23rd & Sunday, April 24th, 2022: Sponsored by the Amoskeag Quilters Guild at the Manchester Memorial High School, 1 Crusader Way, in Manchester, NH. Show hours: Saturday and Sunday, 10:00 am – 4:00 pm. Features over 150 quilts, diverse vendors, raffle baskets (proceeds benefit New England Quilt Museum), sewing machine raffle (donation by Bittersweet Fabric Shop, Boscawen, NH) and refreshments. Multi-Day Admission: \$10/children under 12 free. Accessible Venue/Ample Parking.

SPRING QUILT SHOW, Friday, April 22nd – Sunday, April 24th, 2022: Sponsored by the Champlain Valley Quilt Guild at Holy Family Parish Hall, 30 Lincoln St, Essex Junction. Show hours: Friday and Saturday, 9:00 am – 5:00 pm; Sunday, Noon – 4:00 pm. Champlain Valley Quilt Guild of Vermont invites quilters to enter the quilt competition via the guild's website [here](#). Come enjoy the beautiful competition quilts and special guest exhibit Catherine Symchych quilts. Enjoy 10 local craft vendors' tables. Participate in a chance to win the Annual Quilt raffle or basket raffles. Quilt books and magazines for sale. (Masks, vaccines or positive tests required. Social distancing regulated.) Don't miss this county-wide Quilt Show as the June state of Vermont Quilt Festival (VQF) was cancelled! The CVQGV.org Quilt Show new location will be exhibited in the beautiful post and beam St Lawrence parish hall within walking distance from bus and AMTRAK at Essex Junction VT station. Take the train to Vermont. Make a day or weekend of it. Invite a friend! Admission: \$8/children under 12 free. Cash and credit cards accepted. The CVQGV.org 100 members are optimistic and bursting with fabric art talent to share with the public with the "Wings of Joy" theme this Spring! Masks, vaccines/or negative tests required by the State of Vermont.



MARCH WORD SEARCH

| | | | | | | | | | | | | | |
|---|---|---|---|---|---|---|---|---|---|---|---|---|---|
| S | T | P | A | T | R | I | C | K | S | D | A | Y | O |
| H | O | R | S | E | S | H | O | E | U | I | M | D | S |
| E | A | M | R | I | D | I | T | A | R | O | D | R | G |
| A | O | A | G | D | L | A | R | E | M | E | A | L | N |
| D | M | I | I | C | L | R | E | H | S | U | M | S | I |
| B | R | R | K | L | A | I | D | I | S | E | T | P | R |
| L | N | I | I | O | M | E | R | C | E | H | T | R | A |
| A | O | S | T | V | B | W | G | E | E | I | D | I | G |
| R | I | H | E | E | R | S | O | R | L | L | A | N | U |
| N | L | H | L | R | A | R | S | B | E | A | T | G | S |
| E | Y | K | C | U | L | H | E | S | N | E | N | I | R |
| Y | D | E | L | S | G | O | D | S | H | I | N | D | C |
| L | H | A | R | P | H | S | I | T | P | N | A | M | E |
| G | O | L | D | P | B | R | A | C | K | E | T | R | U |

HARP
 EMERALD
 SUGARING
 IRELAND
 LAMB
 IDES
 HORSESHOE
 ST PATRICKS DAY
 BRACKET
 MUSER
 RAINBOW
 BLARNEY
 KITE
 CLOVER
 SPRING
 IDITAROD
 IRISH
 GREEN
 LION
 CELTIC
 LUCKY
 GOLD
 DOGSLED

LINK TO BARN QUILT TRAIL OF NORTHERN VERMONT

<http://www.barnquiltsfornorthernvermont.org/>

NEWSLETTER IDEAS WANTED: Do you have a recipe you'd like to share with guild members? Or maybe you've found a great quilting website or blog you'd like to share. Or you've visited a quilt shop within an easy drive which had bargains or a fabric selection no quilter should miss. If so, send an email to CommonThreadsVT@gmail.com, and the newsletter editor will do her best to include it in the next newsletter. Although welcome, your input doesn't have to be a complete article. It could be a few bullets which convey your message. The editor will fill out the article as needed.

Deadline for articles for next newsletter:

Tuesday, March 15th, 2021

Please email articles to Sharon Perry, CommonThreadsVT@gmail.com,
or mail to PO Box 517, Montgomery Center VT 05471



*"March is the month God created to show people who don't drink
what a hangover is like." ~ Garrison Keillor*